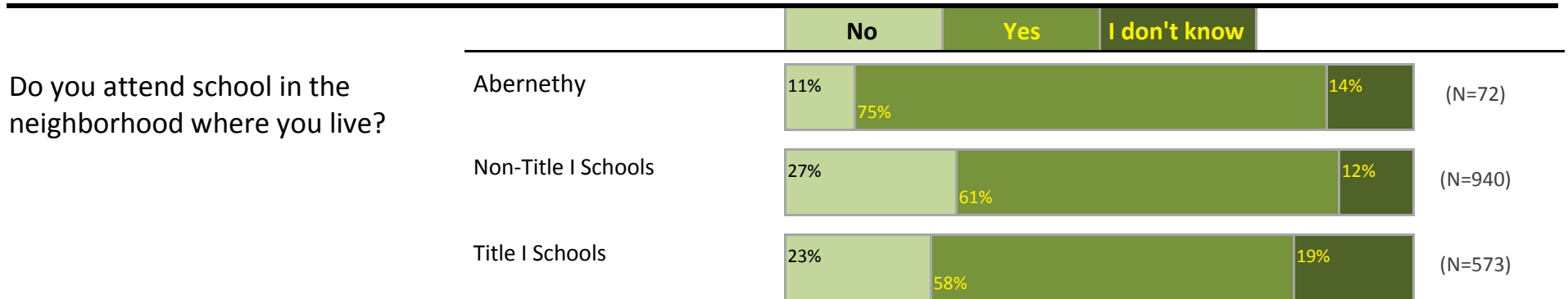
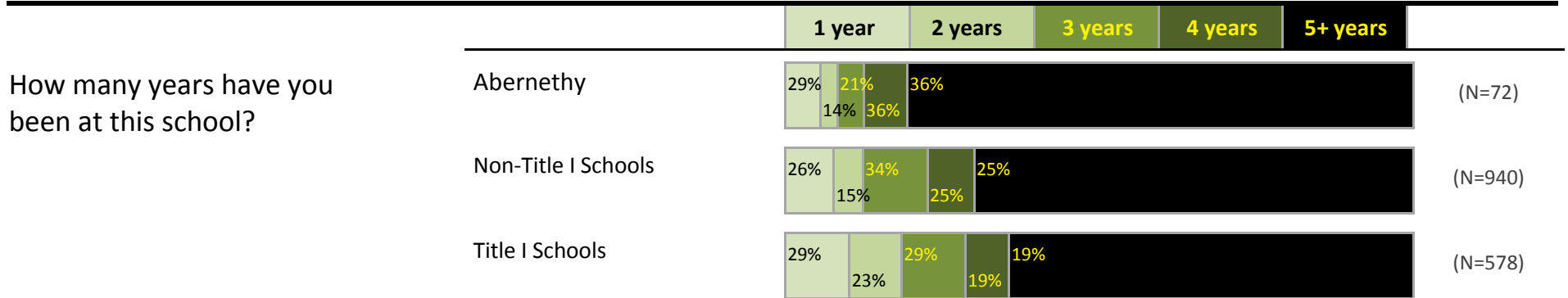
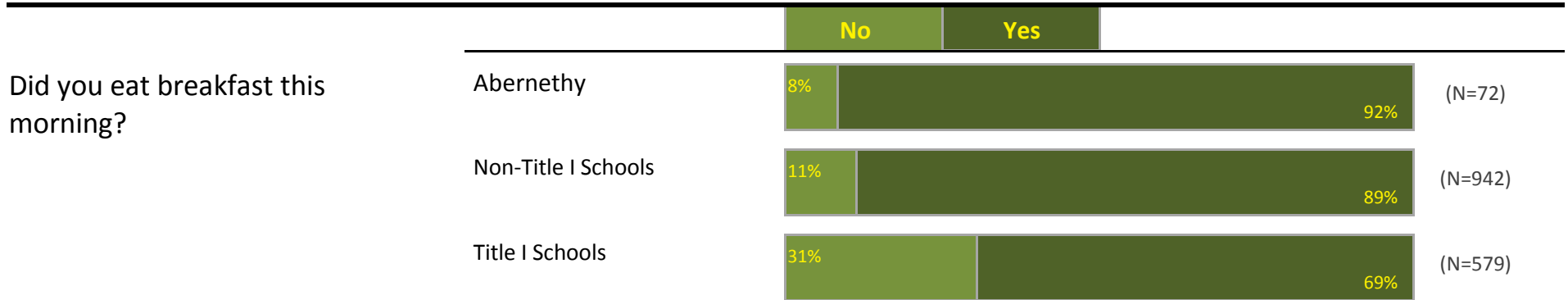


Portland Public Schools Successful Schools Survey

Elementary School Student Responses 2016-17

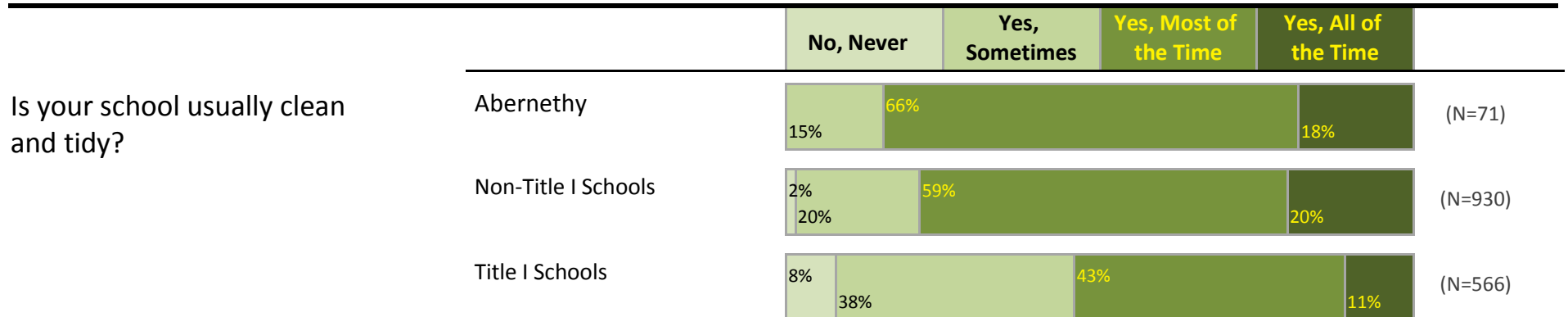
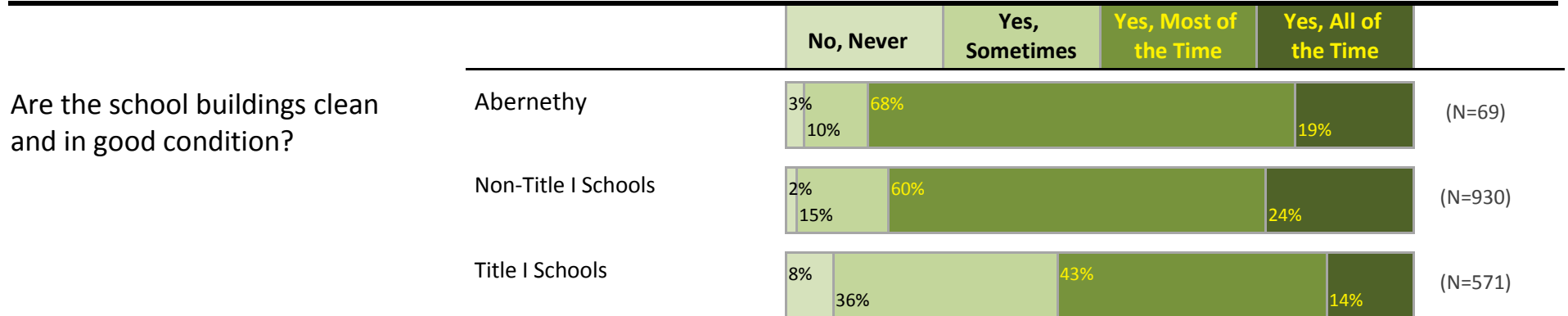

Abernethy



Portland Public Schools Successful Schools Survey

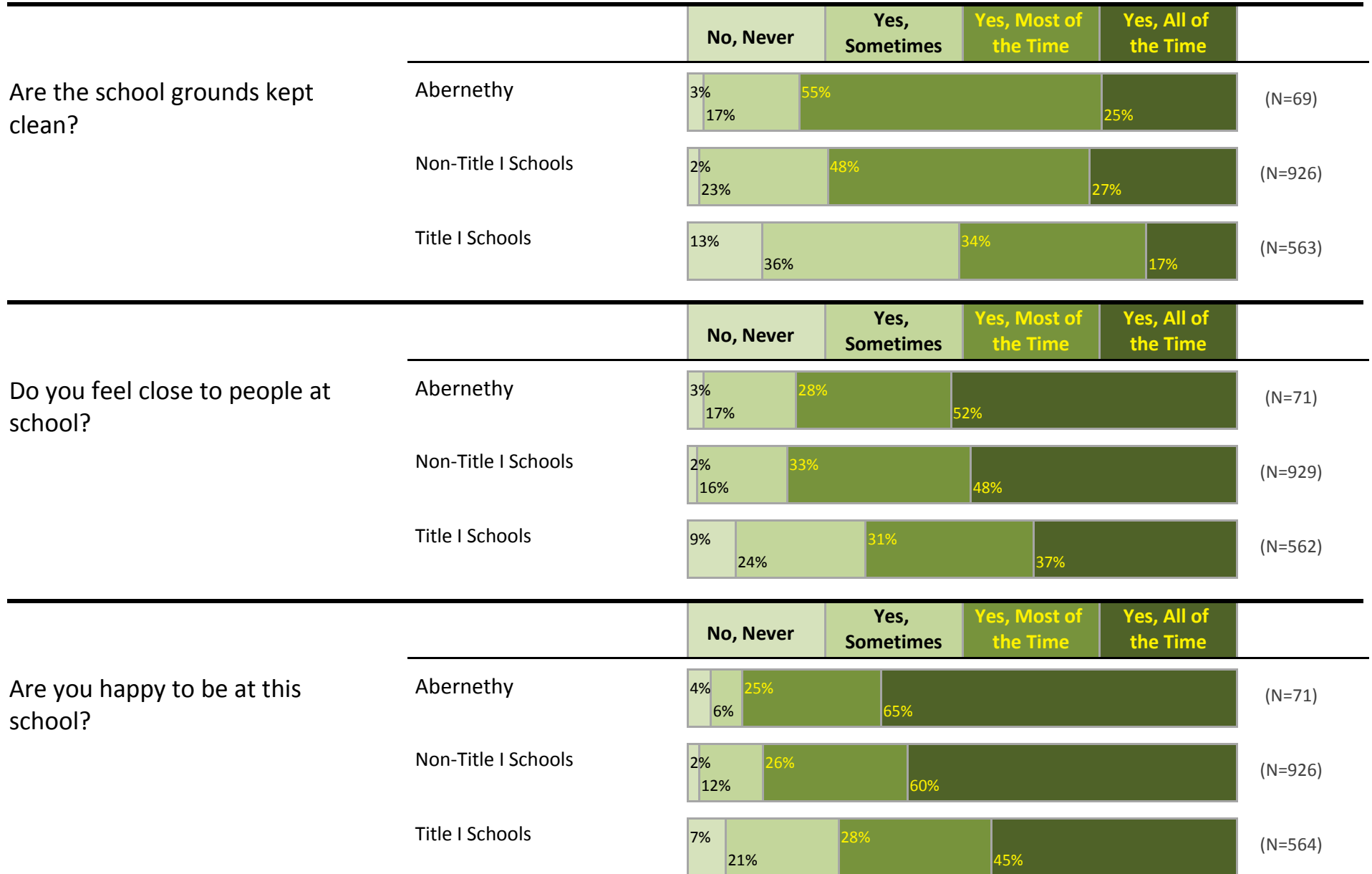
Elementary School Student Responses 2016-17

Abernethy



Portland Public Schools Successful Schools Survey Elementary School Student Responses 2016-17

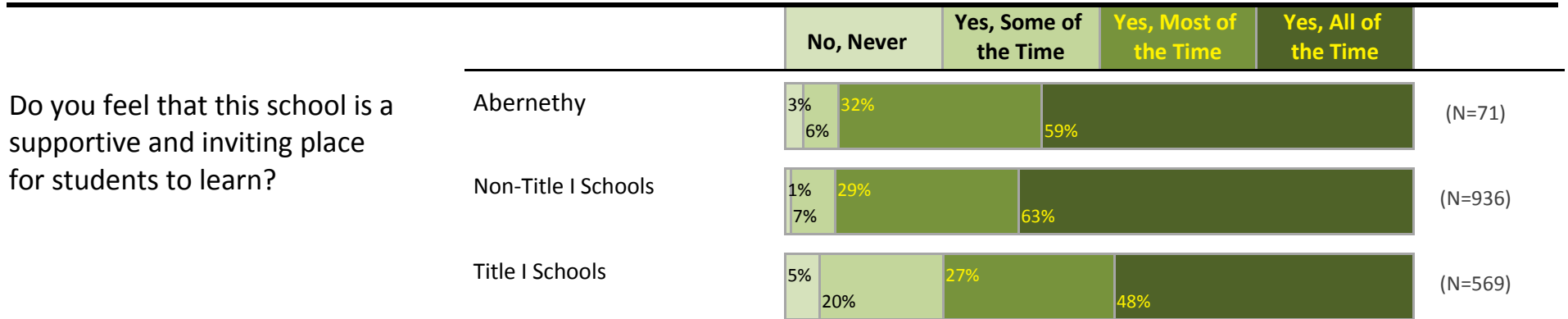
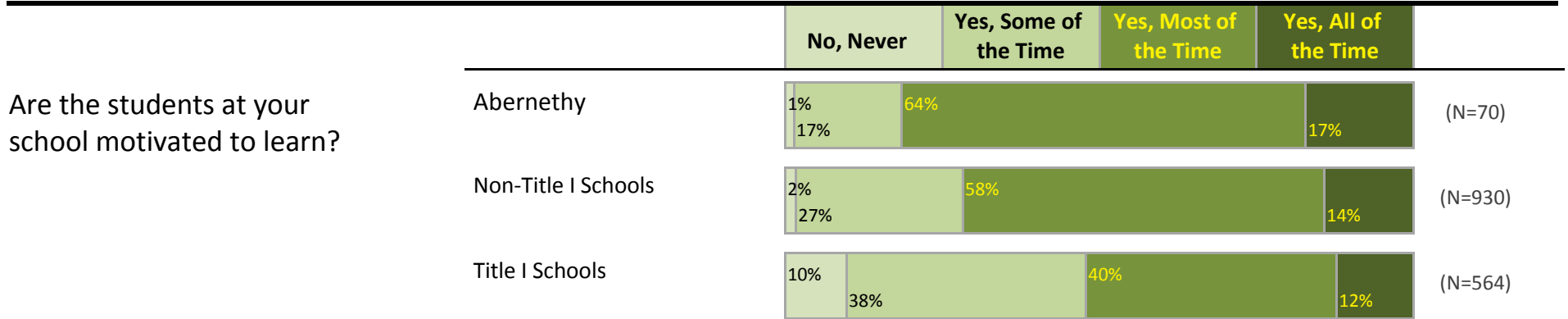
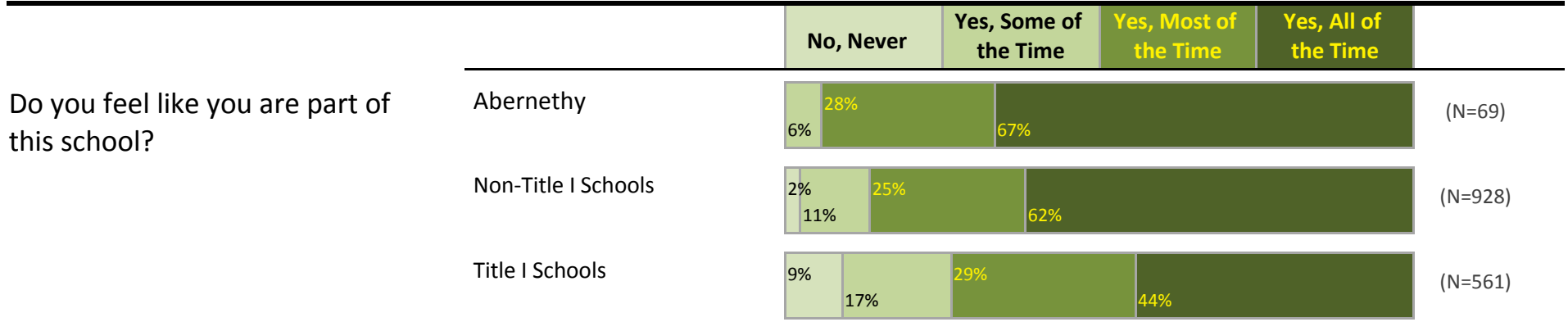
Abernethy



Portland Public Schools Successful Schools Survey

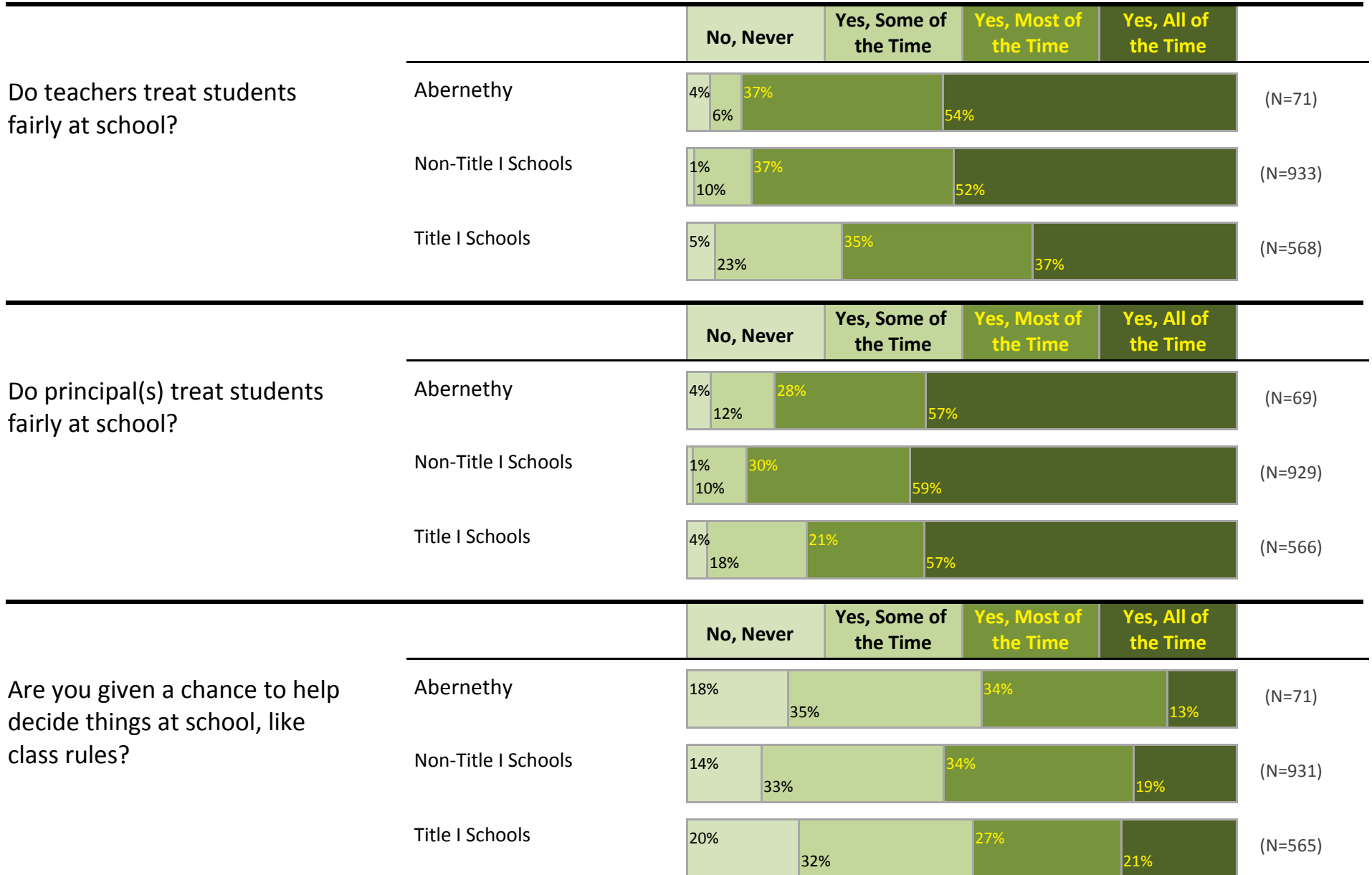
Elementary School Student Responses 2016-17

Abernethy



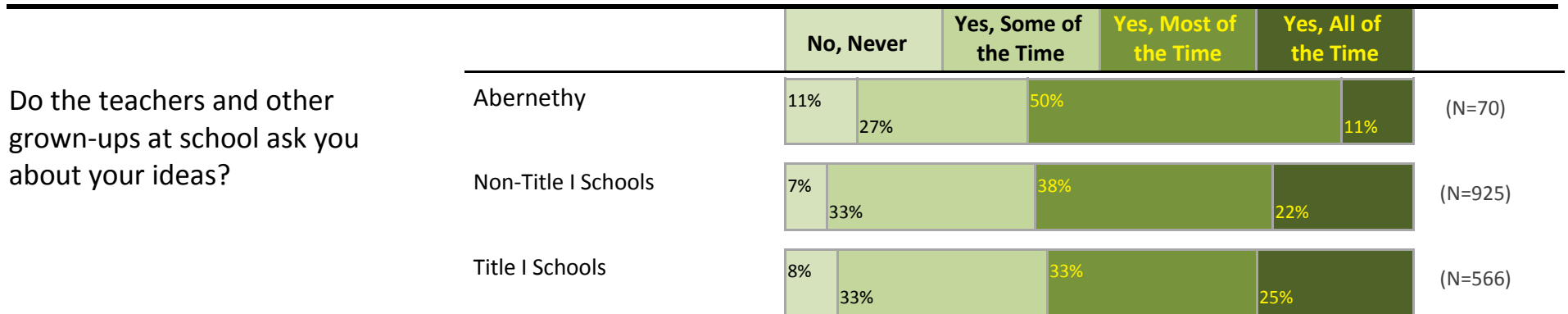
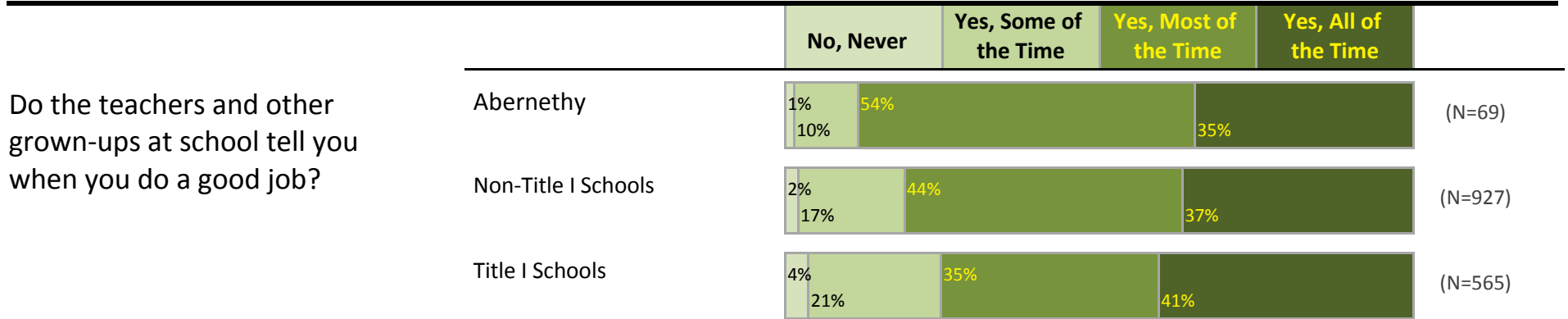
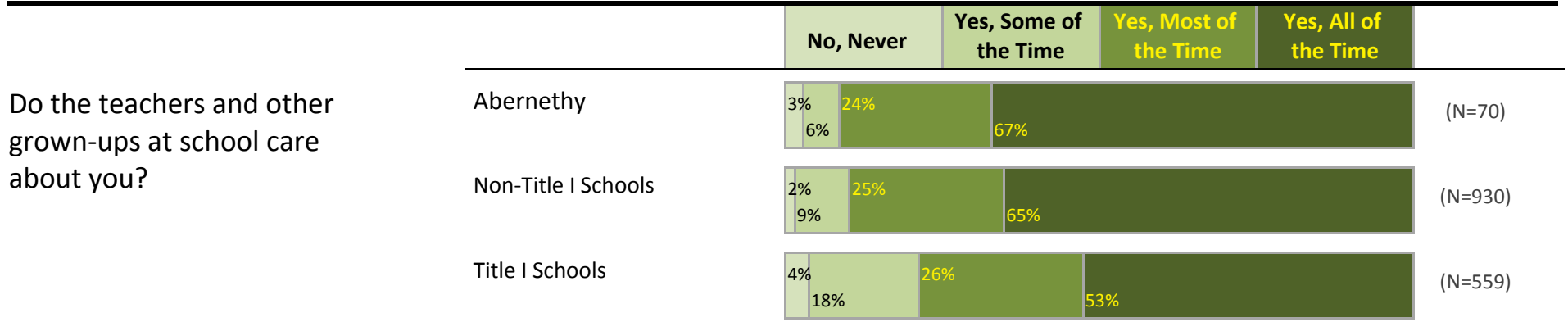
Portland Public Schools Successful Schools Survey Elementary School Student Responses 2016-17

Abernethy



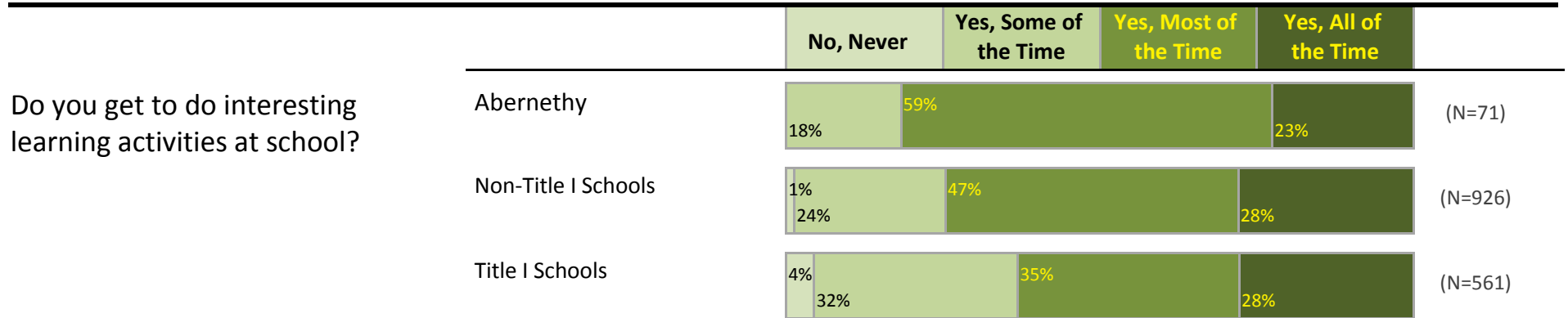

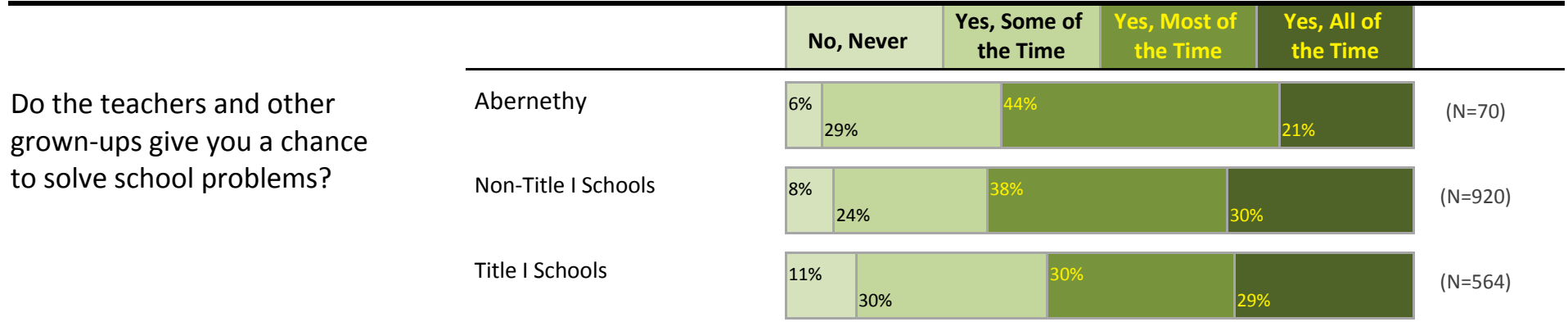
Portland Public Schools Successful Schools Survey Elementary School Student Responses 2016-17

Abernethy



Portland Public Schools Successful Schools Survey Elementary School Student Responses 2016-17

Abernethy



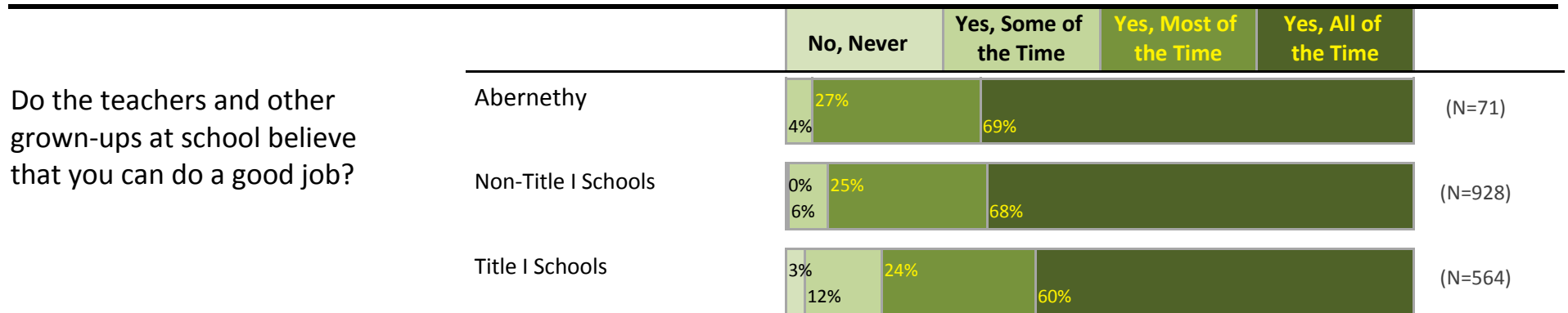
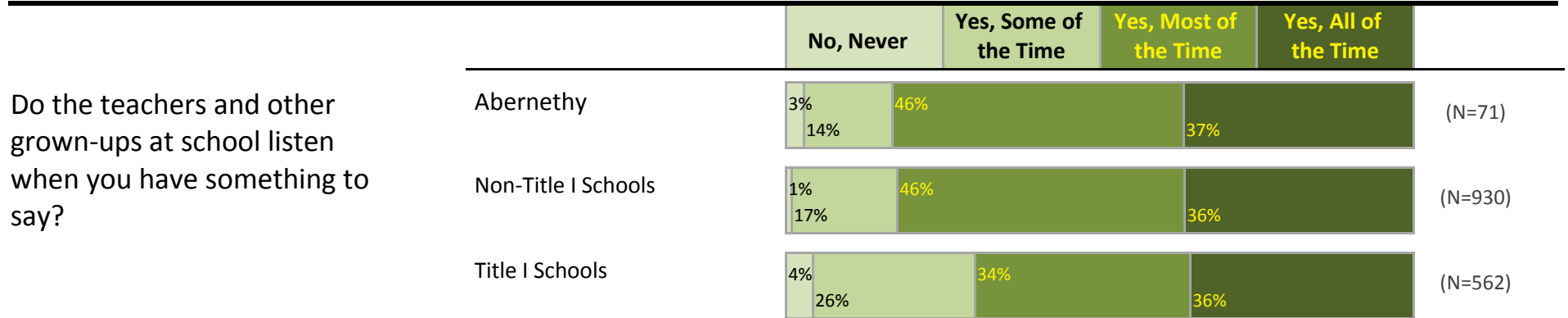
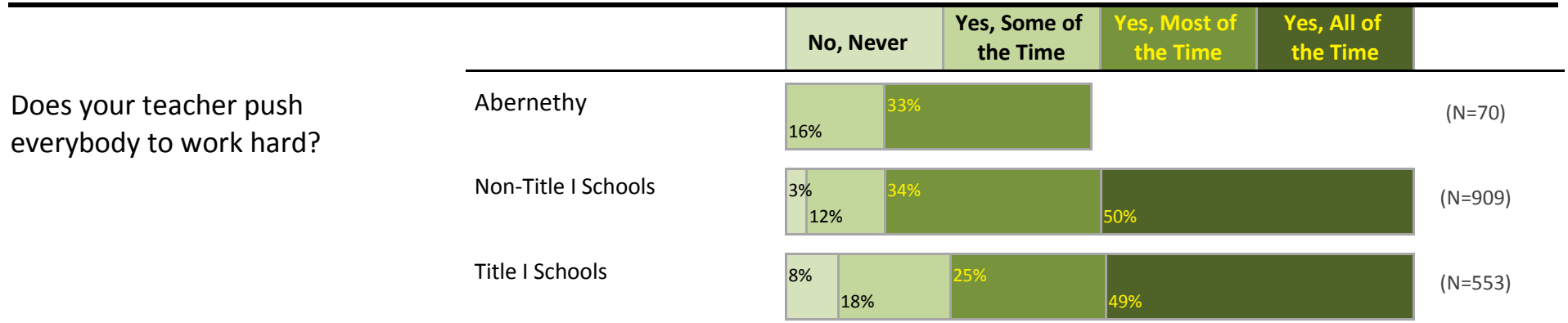
Portland Public Schools Successful Schools Survey Elementary School Student Responses 2016-17

Abernethy

		No, Never	Yes, Some of the Time	Yes, Most of the Time	Yes, All of the Time	
Do your teachers ask you what you want to learn about?	Abernethy	30%	54%	10%	6%	(N=70)
	Non-Title I Schools	31%	44%	19%	6%	(N=920)
	Title I Schools	33%	37%	21%	9%	(N=563)
		No, Never	Yes, Some of the Time	Yes, Most of the Time	Yes, All of the Time	
Do your class lessons include examples of your racial, ethnic, or cultural background?	Abernethy	31%	35%	25%	9%	(N=65)
	Non-Title I Schools	32%	43%	16%	9%	(N=888)
	Title I Schools	26%	41%	19%	14%	(N=545)
		No, Never	Yes, Some of the Time	Yes, Most of the Time	Yes, All of the Time	
If you don't understand something, does your teacher explain it another way?	Abernethy	14%	39%	46%		(N=71)
	Non-Title I Schools	2% 17%	38%	43%		(N=918)
	Title I Schools	2% 16%	31%	50%		(N=559)

Portland Public Schools Successful Schools Survey Elementary School Student Responses 2016-17

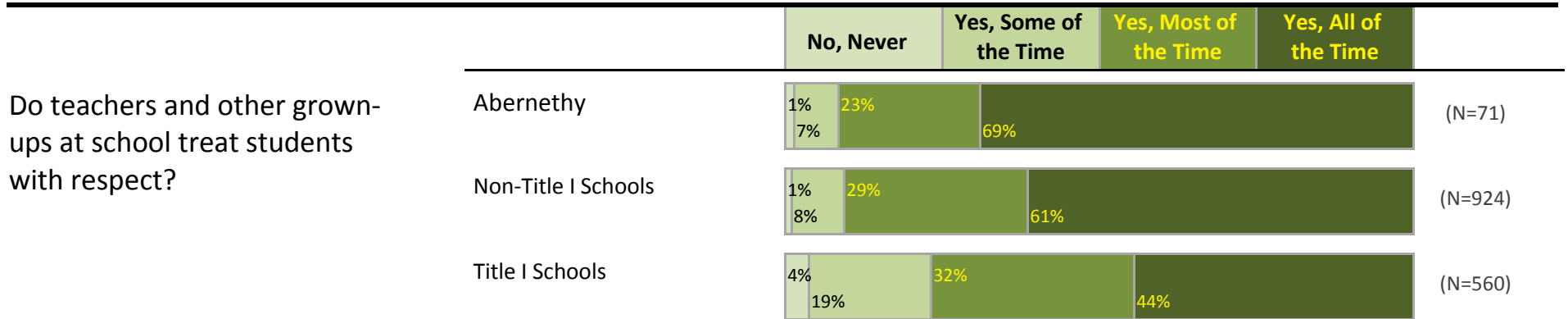

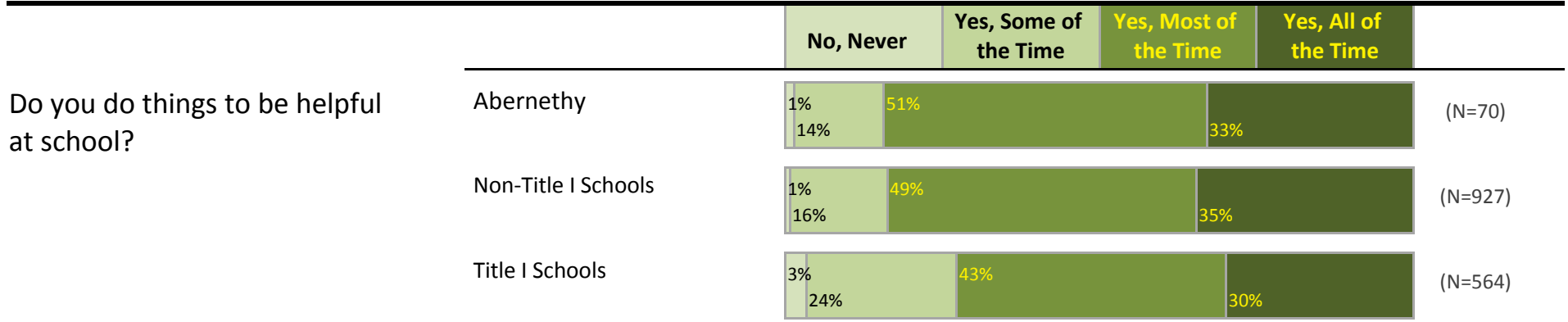
Abernethy



Portland Public Schools Successful Schools Survey

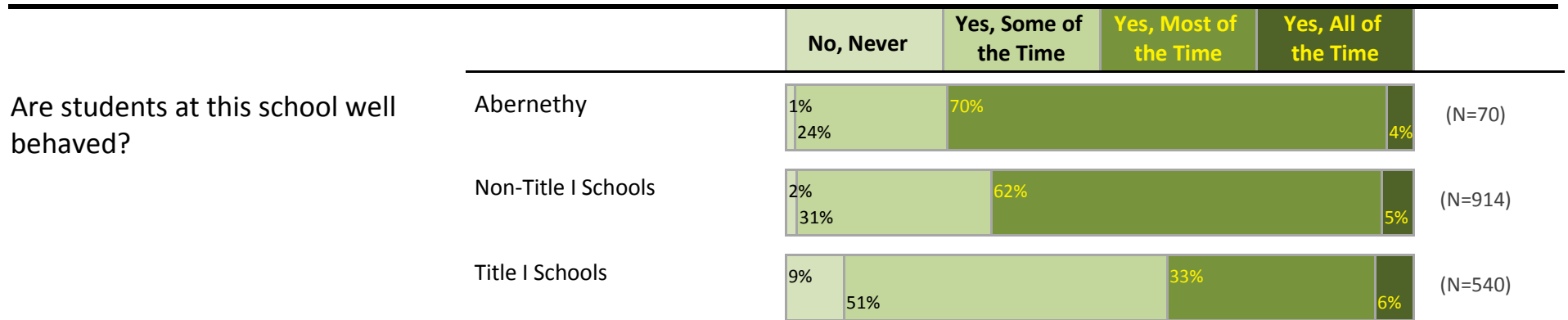
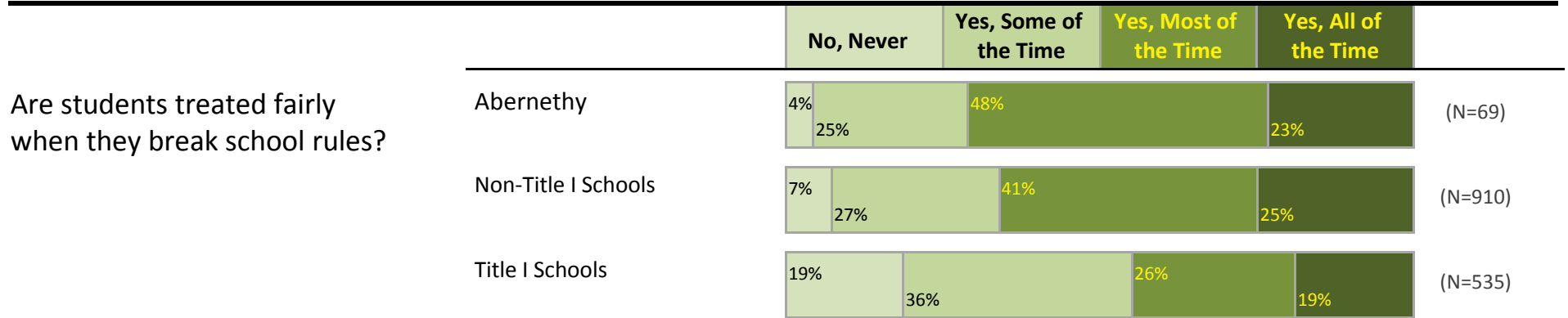

Elementary School Student Responses 2016-17

Abernethy



Portland Public Schools Successful Schools Survey Elementary School Student Responses 2016-17

Abernethy



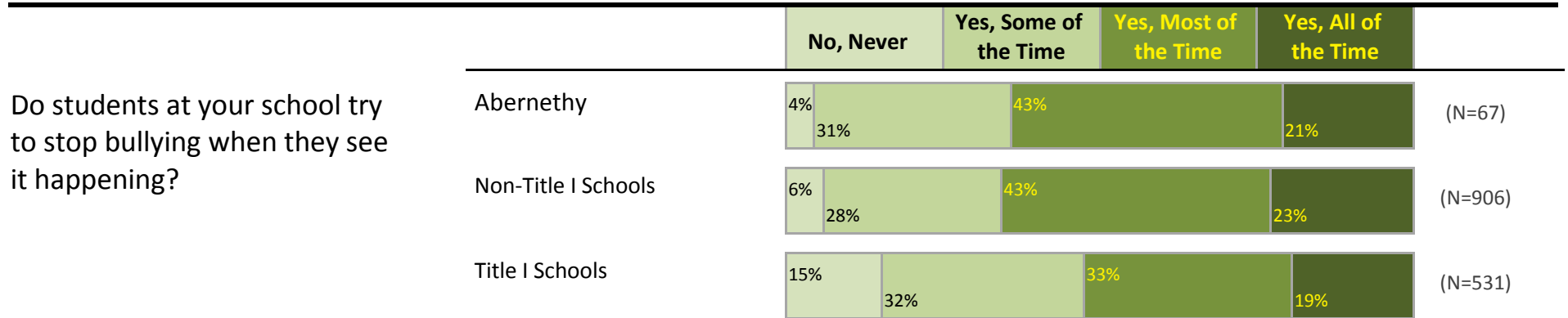
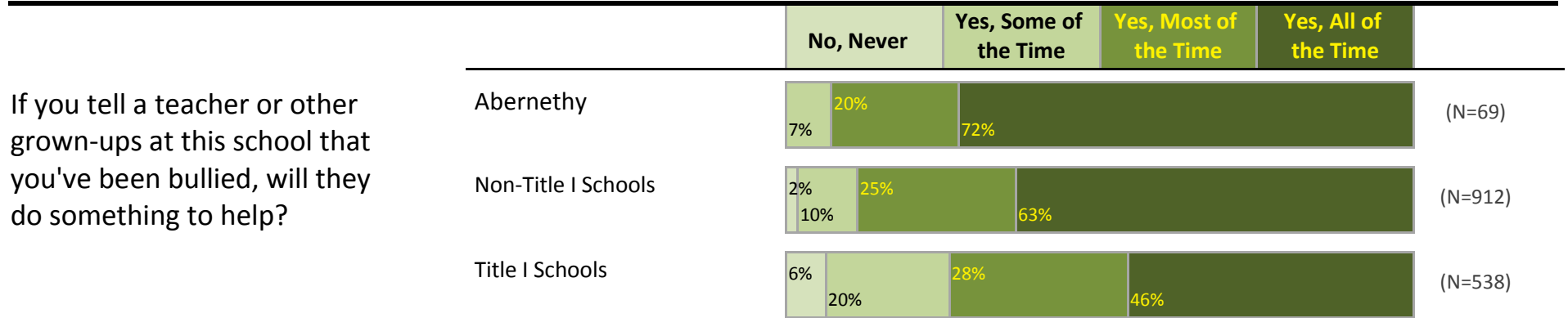
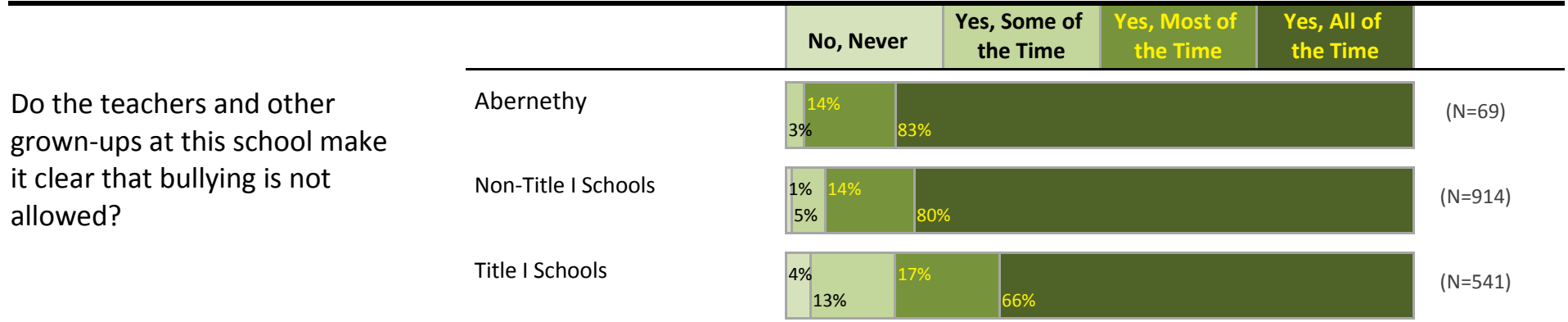
Portland Public Schools Successful Schools Survey Elementary School Student Responses 2016-17

Abernethy

		No, Never	Yes, Some of the Time	Yes, Most of the Time	Yes, All of the Time	
Do you know what the rules are?	Abernethy	1% 7%	26%	66%		(N=70)
	Non-Title I Schools	1% 4%	20%	75%		(N=914)
	Title I Schools	3% 9%	21%	67%		(N=541)
<hr/>						
		No, Never	Yes, Some of the Time	Yes, Most of the Time	Yes, All of the Time	
Does your school help students solve conflicts with one another?	Abernethy	1% 4%	46%	48%		(N=69)
	Non-Title I Schools	2% 14%	36%	48%		(N=911)
	Title I Schools	5% 25%	33%	37%		(N=535)
<hr/>						
		No, Never	Yes, Some of the Time	Yes, Most of the Time	Yes, All of the Time	
Does your school teach students to care about each other and treat each other with respect?	Abernethy	3% 20%	77%			(N=69)
	Non-Title I Schools	1% 8%	23%	68%		(N=915)
	Title I Schools	4% 19%	22%	55%		(N=540)

Portland Public Schools Successful Schools Survey Elementary School Student Responses 2016-17

Abernethy



Portland Public Schools Successful Schools Survey Elementary School Student Responses 2016-17

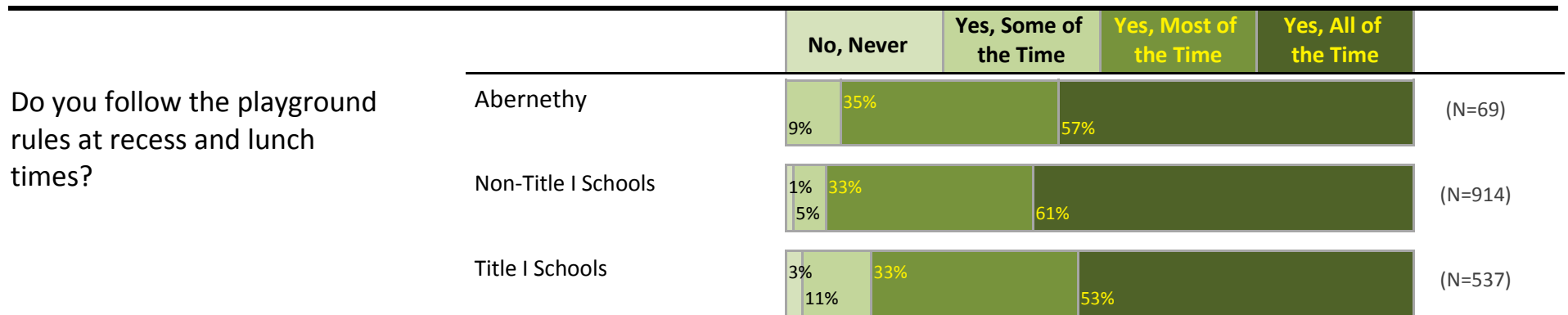
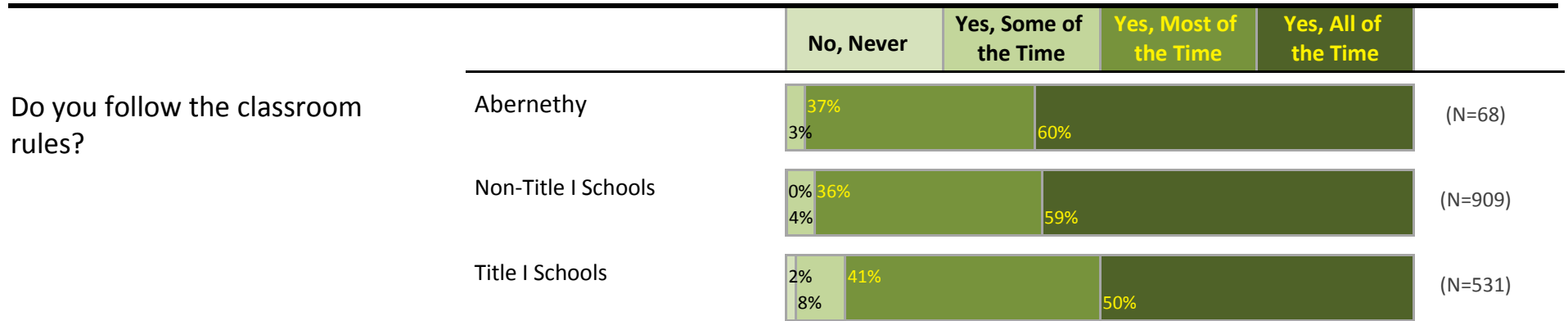
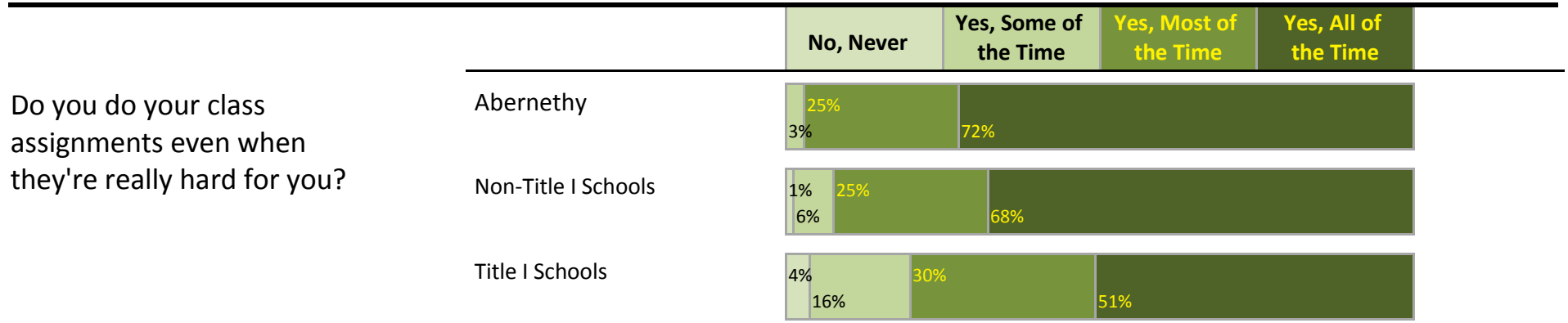
Abernethy

Page 14

		No, Never	Yes, Some of the Time	Yes, Most of the Time	Yes, All of the Time	
Do you finish all your class assignments?	Abernethy	7% 34%	59%			(N=70)
	Non-Title I Schools	0% 10%	44%	46%		(N=915)
	Title I Schools	3% 19%	48%	30%		(N=534)
		No, Never	Yes, Some of the Time	Yes, Most of the Time	Yes, All of the Time	
When you get a bad grade, do you try even harder the next time?	Abernethy	3% 6%	18%	74%		(N=68)
	Non-Title I Schools	1% 7%	23%	68%		(N=915)
	Title I Schools	3% 12%	22%	64%		(N=538)
		No, Never	Yes, Some of the Time	Yes, Most of the Time	Yes, All of the Time	
Do you keep working and working on your schoolwork until you get it right?	Abernethy	3% 7%	48%	42%		(N=69)
	Non-Title I Schools	2% 14%	40%	45%		(N=916)
	Title I Schools	3% 22%	34%	42%		(N=537)

Portland Public Schools Successful Schools Survey Elementary School Student Responses 2016-17


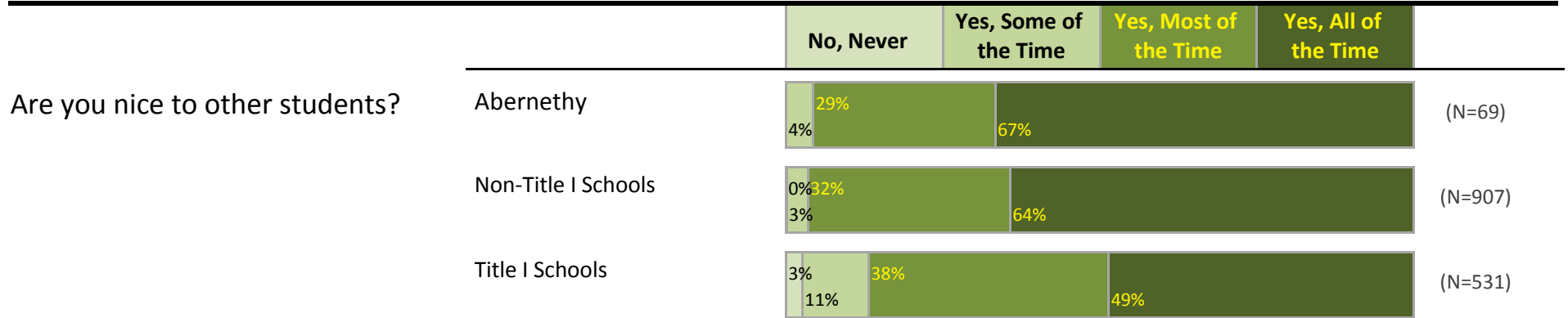
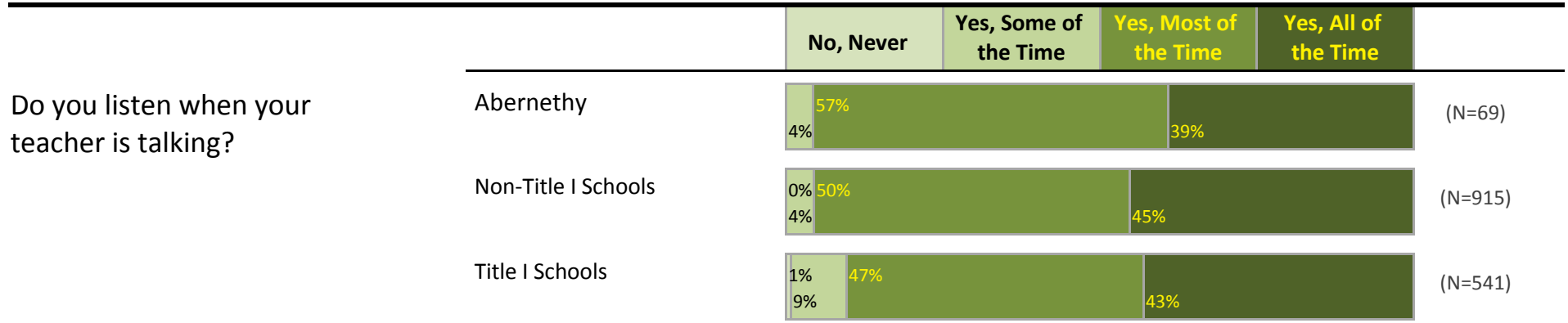
Abernethy



Portland Public Schools Successful Schools Survey Elementary School Student Responses 2016-17


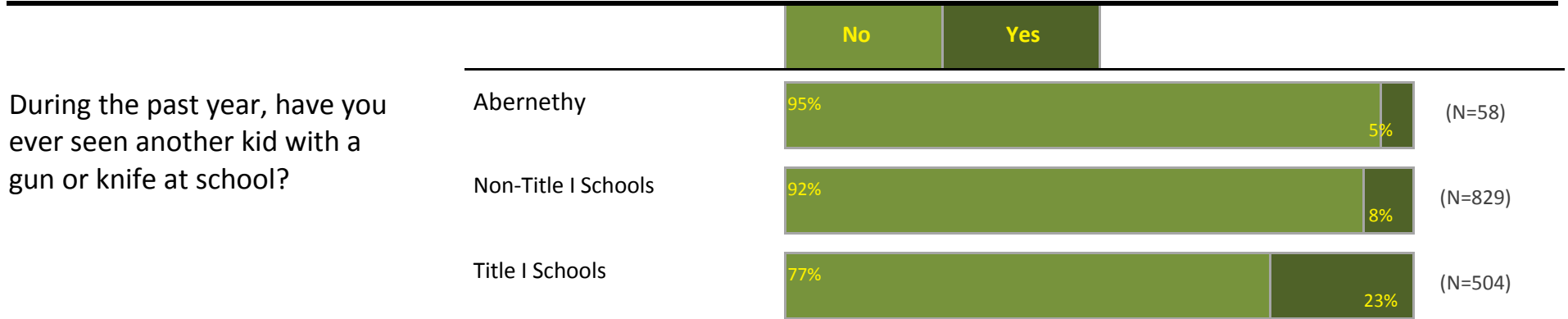

Abernethy

Page 16






Portland Public Schools Successful Schools Survey Elementary School Student Responses 2016-17

Abernethy



Portland Public Schools Successful Schools Survey Elementary School Student Responses 2016-17

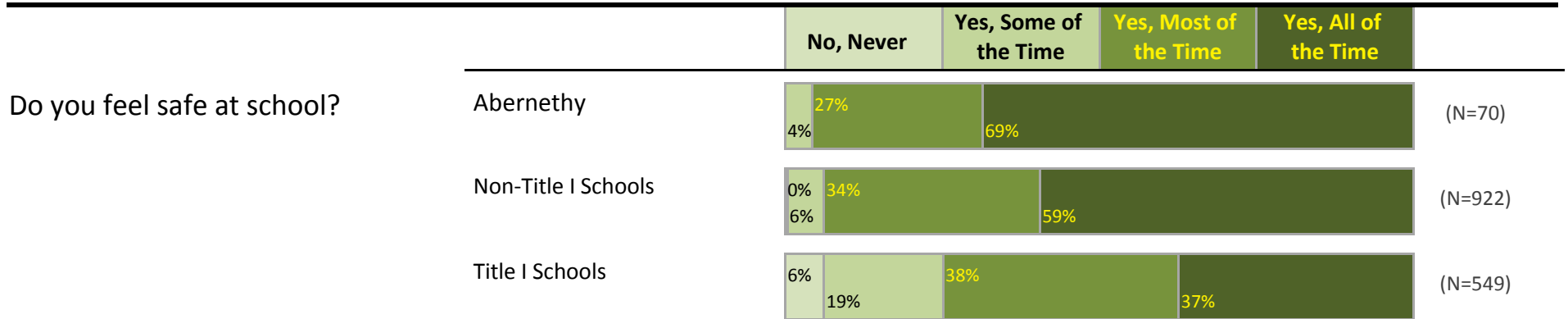


Abernethy



Portland Public Schools Successful Schools Survey

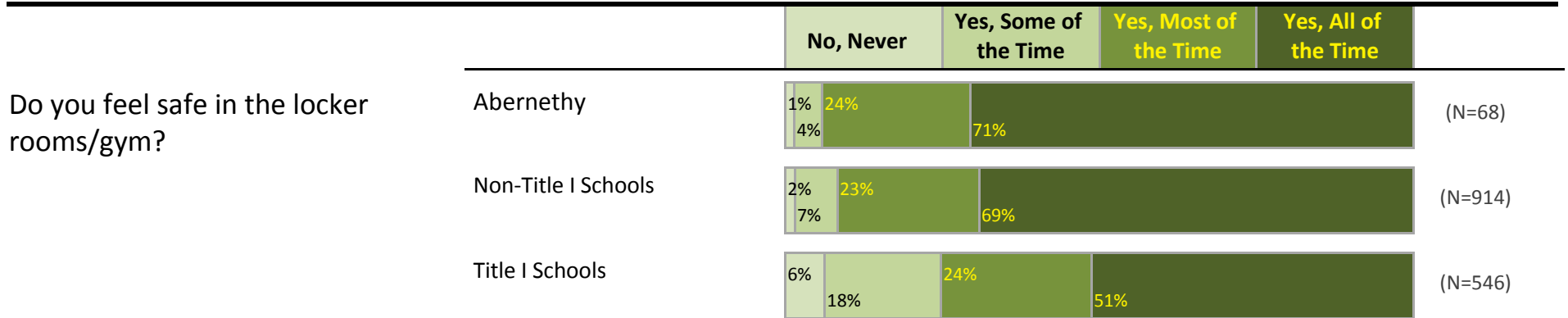
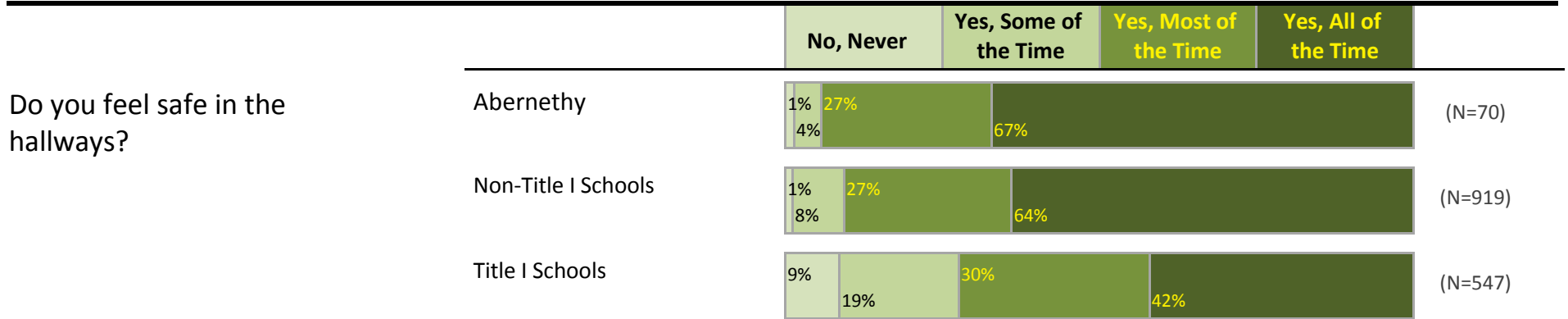
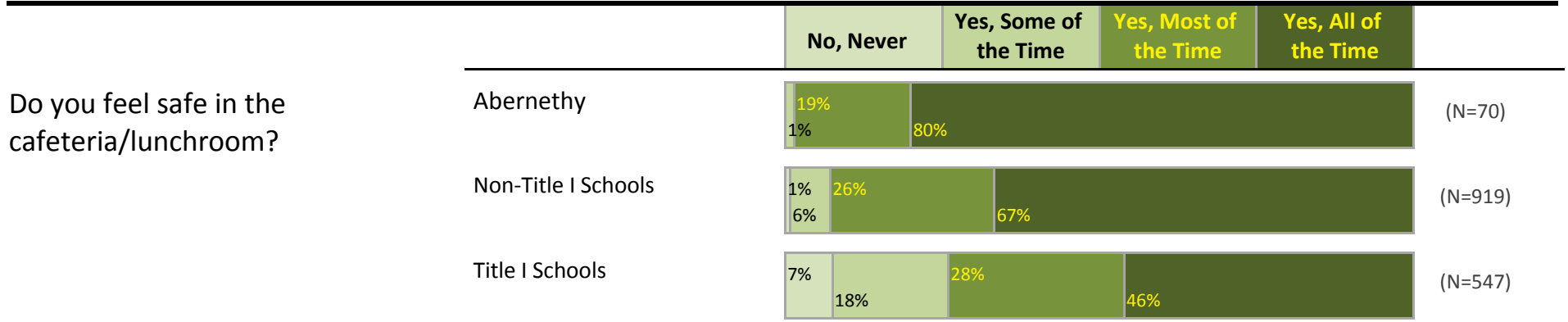
Elementary School Student Responses 2016-17

Abernethy



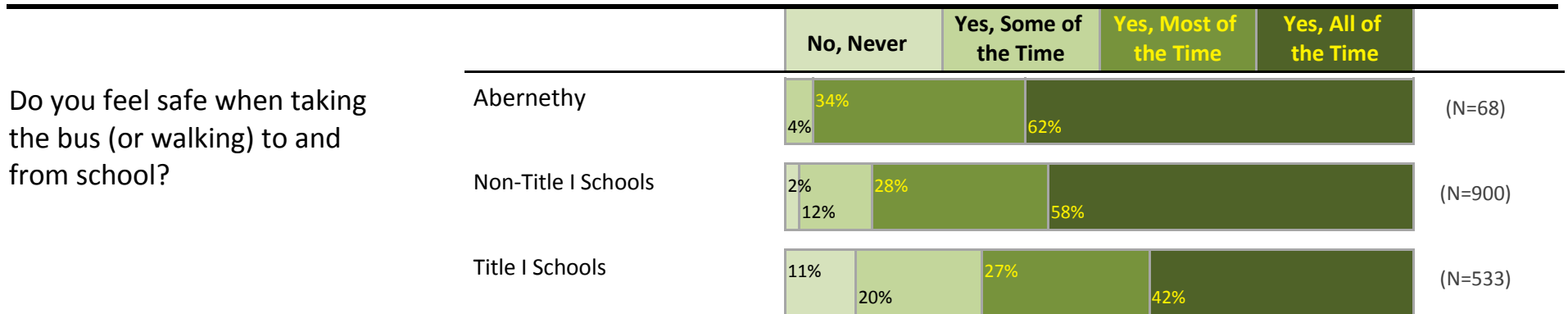
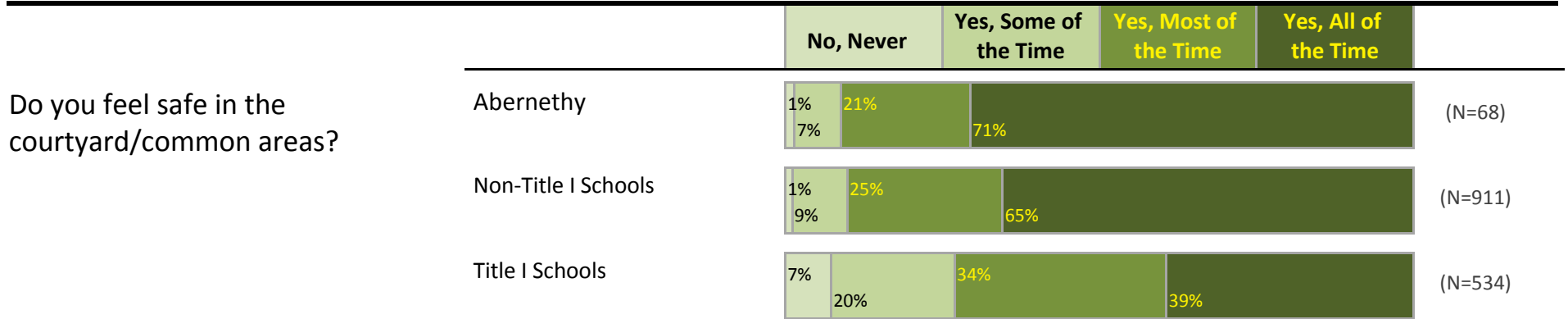
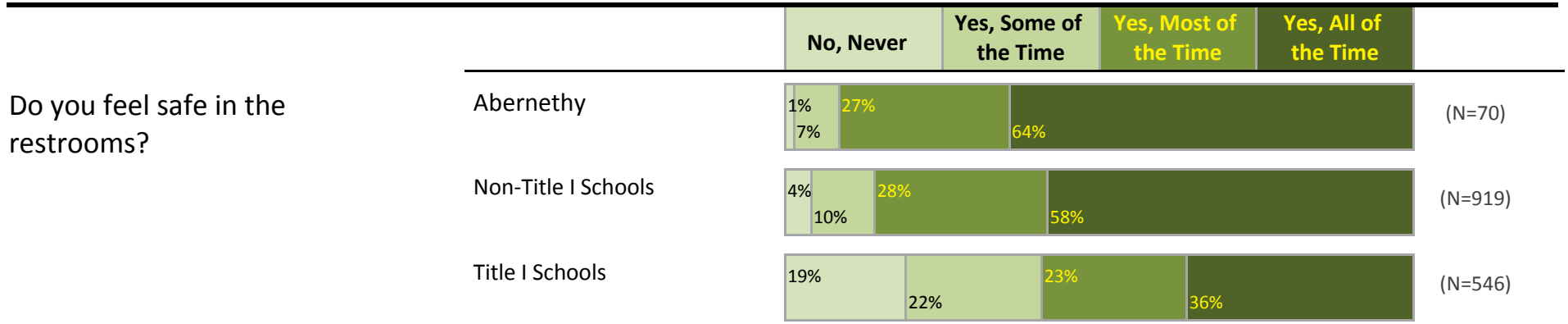
Portland Public Schools Successful Schools Survey Elementary School Student Responses 2016-17

Abernethy



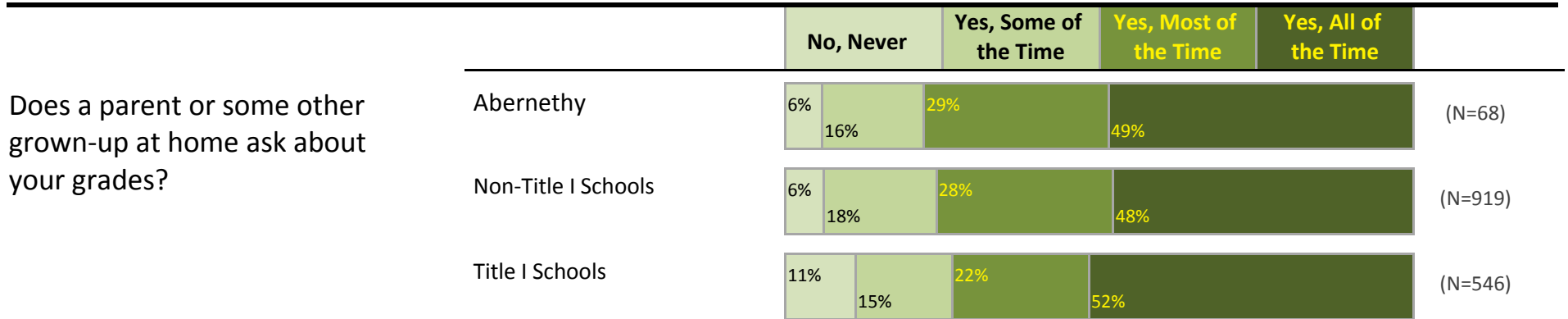
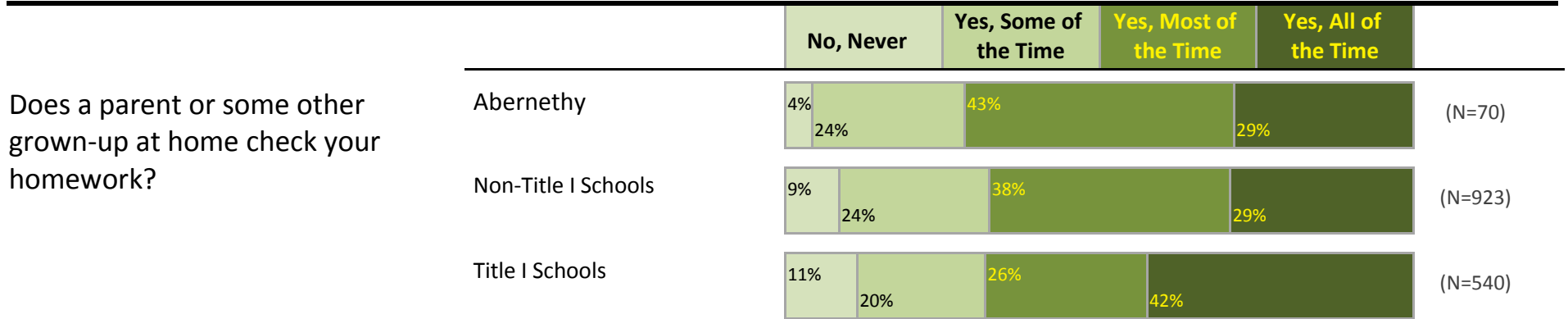
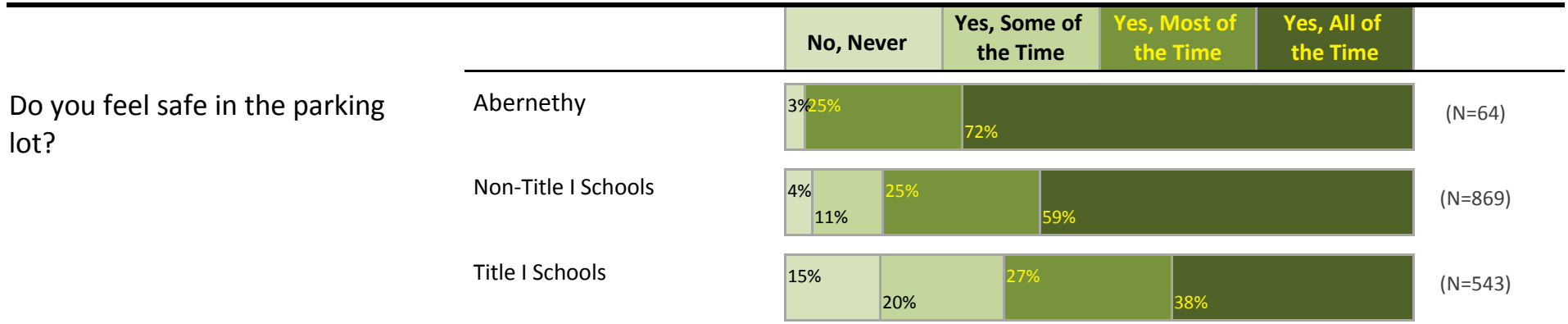
Portland Public Schools Successful Schools Survey Elementary School Student Responses 2016-17

Abernethy



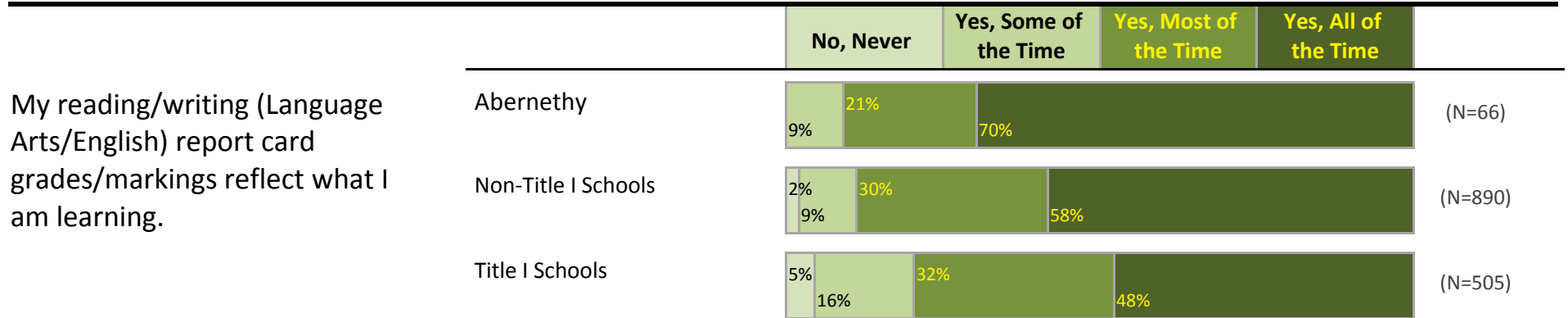
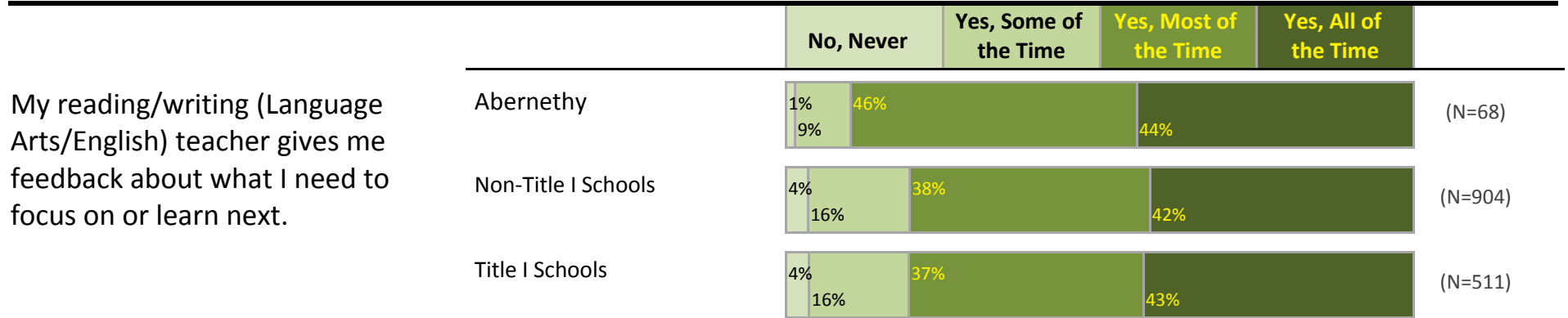
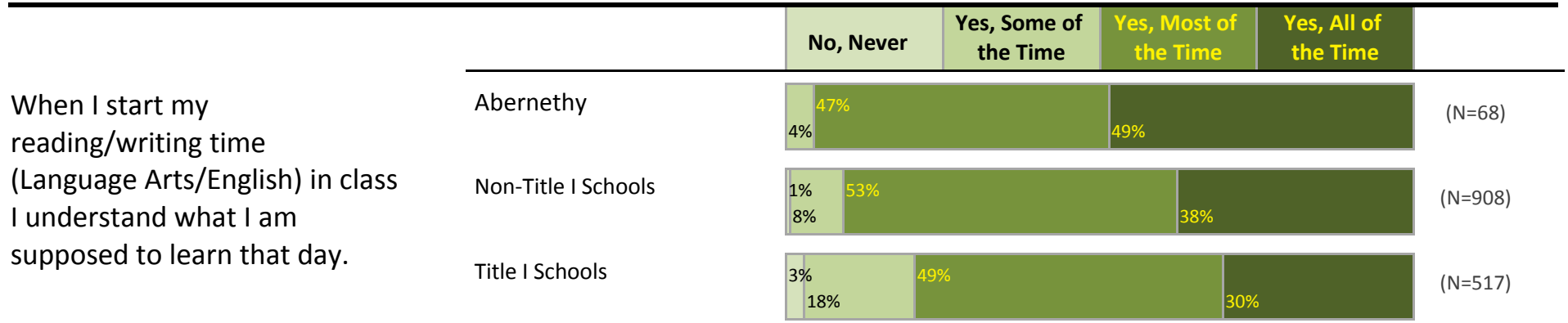
Portland Public Schools Successful Schools Survey Elementary School Student Responses 2016-17

Abernethy



Portland Public Schools Successful Schools Survey Elementary School Student Responses 2016-17

Abernethy



Portland Public Schools Successful Schools Survey Elementary School Student Responses 2016-17

Abernethy

		No, Never	Yes, Some of the Time	Yes, Most of the Time	Yes, All of the Time	
I enjoy my reading/writing time (Language Arts/English) in class.	Abernethy	3% 24%	40%	33%		(N=67)
	Non-Title I Schools	4% 21%	41%	34%		(N=907)
	Title I Schools	8% 24%	34%	34%		(N=516)
		No, Never	Yes, Some of the Time	Yes, Most of the Time	Yes, All of the Time	
When I start my Math time in class I understand what I am supposed to learn that day.	Abernethy	10% 40%	49%			(N=67)
	Non-Title I Schools	1% 13%	43%	43%		(N=906)
	Title I Schools	5% 20%	37%	38%		(N=513)
		No, Never	Yes, Some of the Time	Yes, Most of the Time	Yes, All of the Time	
My Math teacher gives me feedback about what I need to focus on or learn next.	Abernethy	2% 6%	42%	50%		(N=66)
	Non-Title I Schools	3% 12%	34%	51%		(N=900)
	Title I Schools	4% 16%	33%	47%		(N=512)

Portland Public Schools Successful Schools Survey

Elementary School Student Responses 2016-17

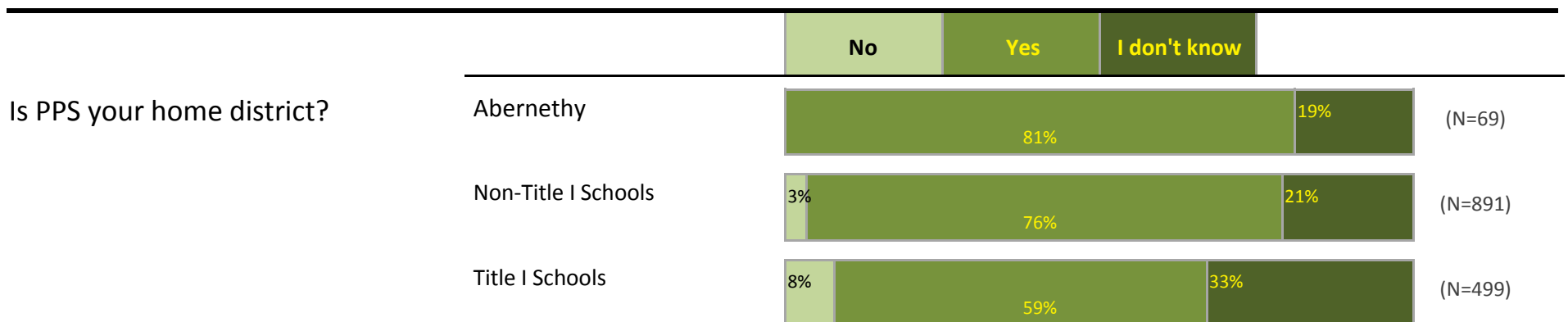

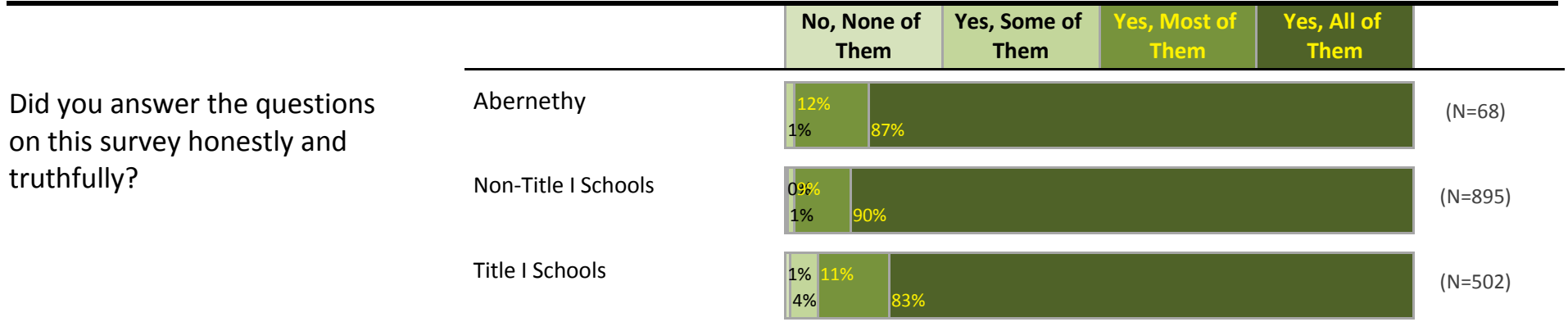
Abernethy

		No, Never	Yes, Some of the Time	Yes, Most of the Time	Yes, All of the Time	
My Math report card grades/markings reflect what I am learning.	Abernethy	2% 3%	35%	60%		(N=65)
	Non-Title I Schools	2% 7%	26%	64%		(N=890)
	Title I Schools	4% 16%	27%	53%		(N=509)
		No, Never	Yes, Some of the Time	Yes, Most of the Time	Yes, All of the Time	
I enjoy my Math time in class.	Abernethy	6% 21%	31%	41%		(N=70)
	Non-Title I Schools	10% 22%	32%	36%		(N=903)
	Title I Schools	12% 25%	25%	38%		(N=516)
		No, None of Them	Yes, Some of Them	Yes, Most of Them	Yes, All of Them	
Did you understand the questions on this survey?	Abernethy	9%	49%	42%		(N=69)
	Non-Title I Schools	1% 6%	46%	47%		(N=902)
	Title I Schools	2% 14%	42%	43%		(N=508)

Portland Public Schools Successful Schools Survey



Elementary School Student Responses 2016-17

Abernethy



Portland Public Schools Successful Schools Survey Elementary School Student Responses 2016-17

Abernethy



Portland Public Schools Successful Schools Survey
Elementary School Student Responses 2016-17

Abernethy

If you are in an immersion program at this school please select your program (Mark all that apply):

Total Students: 72

(Because students could select more than one category, totals may exceed 100%.)

Chinese Immersion	0%
Japanese Immersion	0%
Russian Immersion	1%
Spanish Immersion	0%
Vietnamese Immersion	0%
Other	10%

Portland Public Schools Successful Schools Survey

Elementary School Student Responses 2016-17

Abernethy

What races/ethnicities do you consider yourself?

Total Students: 72

(Because students could select more than one category, totals will exceed 100%.)

African American	3%
African	0%
Burundian	0%
Eritrean	0%
Ethiopian	0%
Somali	0%
Other African	0%
Other Black	
Caribbean Islands	0%
Other Black	0%
American Indian/Alaska Native	0%
Alaska Native	0%
Burns Paiute Tribe	0%
Confederated Tribes of the Coos, Lower Umpqua & Siuslaw Indians	0%
Confederated Tribes of the Grand Ronde Community of Oregon	0%
Confederated Tribes of Siletz Indians	0%
Confederated Tribes of the Umatilla Indian Reservation Indians	0%
Confederated Tribes of Warm Springs	0%
Coquille Indian Tribe	0%

American Indian/Alaska Native (continued)	
Cow Creek Band of Umpqua Tribe of Indians	0%
Klamath Tribes	0%
Other American Indian Tribe/Nation	3%
Native/Indigenous to Canada	0%
Asian	0%
Asian Indian	0%
Burmese	0%
Cambodian	0%
Chinese	0%
Filipino	0%
Hmong	0%
Japanese	1%
Karen	0%
Korean	0%
Laotian	0%
Mien	0%
Nepali	0%
Thai	0%
Tibetan	0%
Vietnamese	0%
Other Asian	3%

Portland Public Schools Successful Schools Survey

Elementary School Student Responses 2016-17

Abernethy

What races/ethnicities do you consider yourself?

Total Students: 72

(Because students could select more than one category, totals will exceed 100%.)

Hispanic/Latino	4%
Caribbean Islands	0%
Central American Countries	1%
Indigenous Mexican, Central American or South American	0%
Mexican	3%
South American Countries	1%
Other Hispanic/Latino	0%
Middle Eastern/North African	0%
Pacific Islander	0%
Chuukese	0%
Guamanian or Chamorro	0%
Micronesian	0%
Native Hawaiian	0%
Samoan	0%
Tongan	0%
Other Pacific Islander	0%
White	33%
Romanian	1%
Russian	0%
Ukrainian	0%
European Countries	17%
Other White	15%
Blank	0%

Portland Public Schools Successful Schools Survey

Elementary School Student Responses 2016-17

Abernethy

Schools included in the Title I comparison group

	# Responses
César Chávez	22
Creston	13
Faubion	20
Grout	44
Harrison Park	56
James John	36
Kelly	45
Lee	60
Lent	49
Markham	24
Marysville	29
Rigler	68
Rosa Parks	10
Scott	15
Sitton	40
Woodlawn	25
Woodmere	25

Schools included in the non-Title I comparison group

	# Responses
Abernethy	72
ACCESS	52
Ainsworth	47
Alameda	28
Arleta	46
Arthur Academy	1
Atkinson	2
Bridlemile	27
Buckman	67
Capitol Hill	38
Duniway	81
Glencoe	75
Hayhurst	39
Laurelhurst	65
Lewis	57
Parry Center	2
Rieke	73
Skyline	37
Stephenson	48
Sunnyside Environmental	59
Winterhaven	27