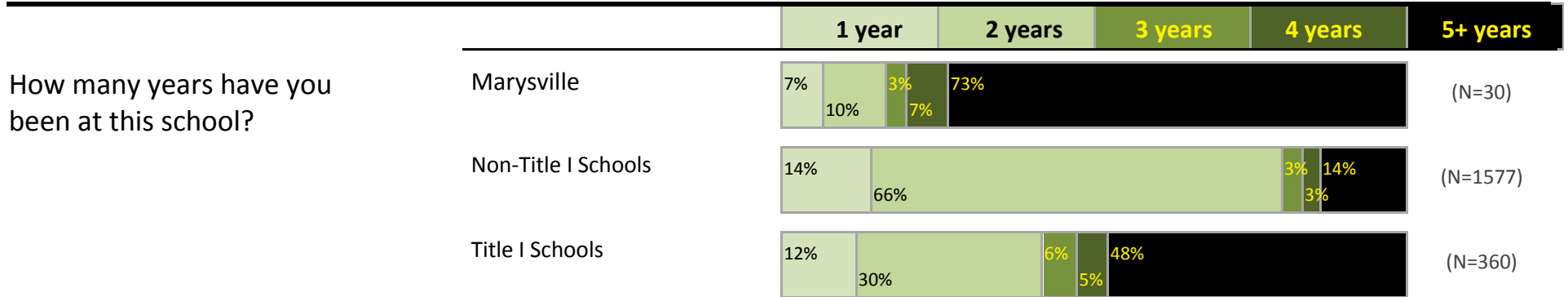
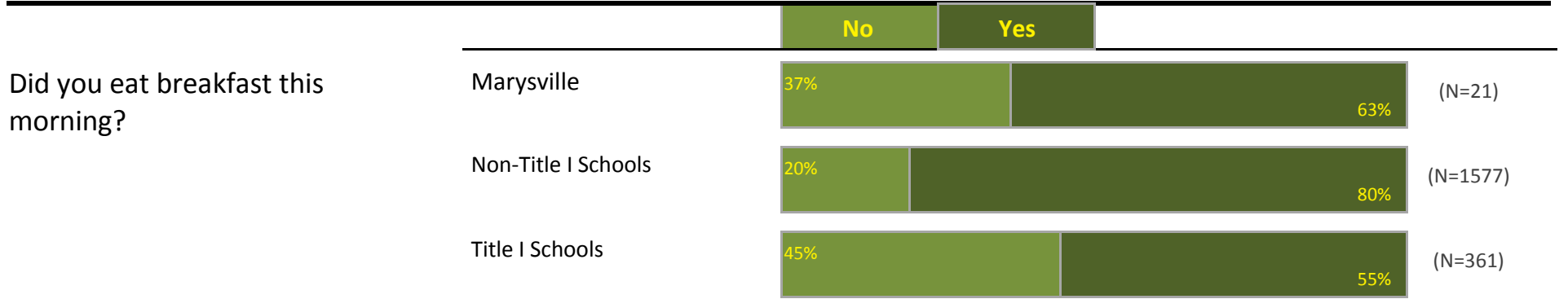
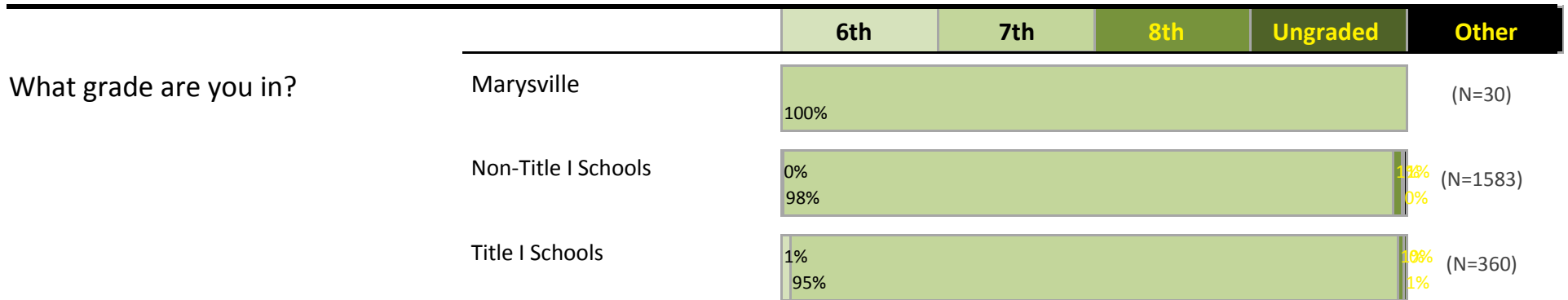


# Portland Public Schools Successful Schools Survey

## Middle Grades Student Responses 2016-17

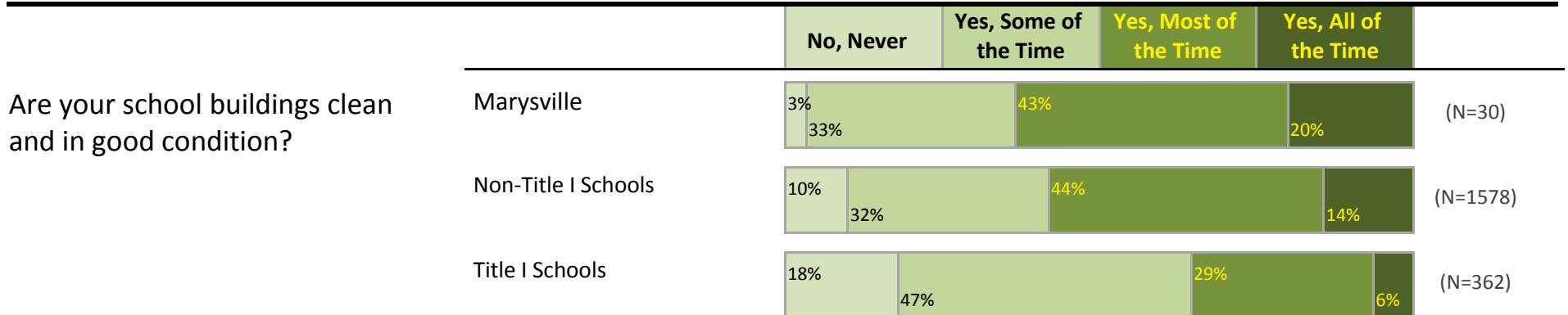
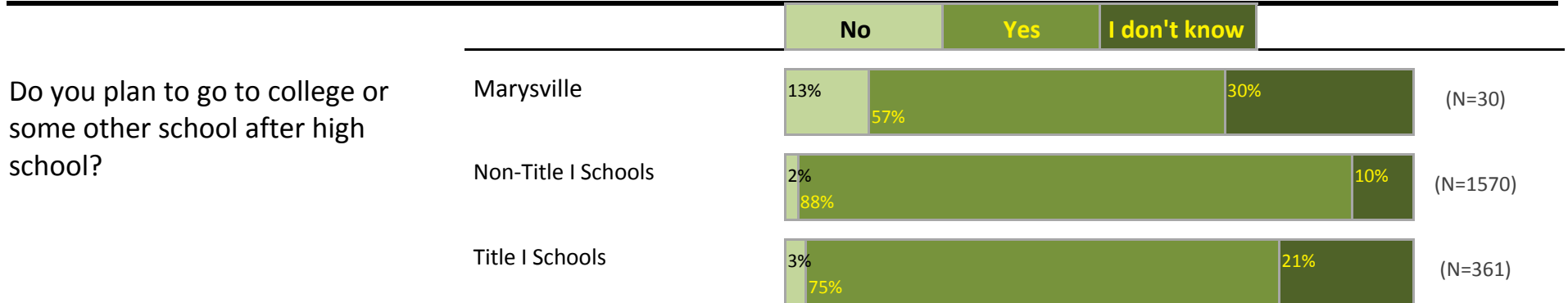
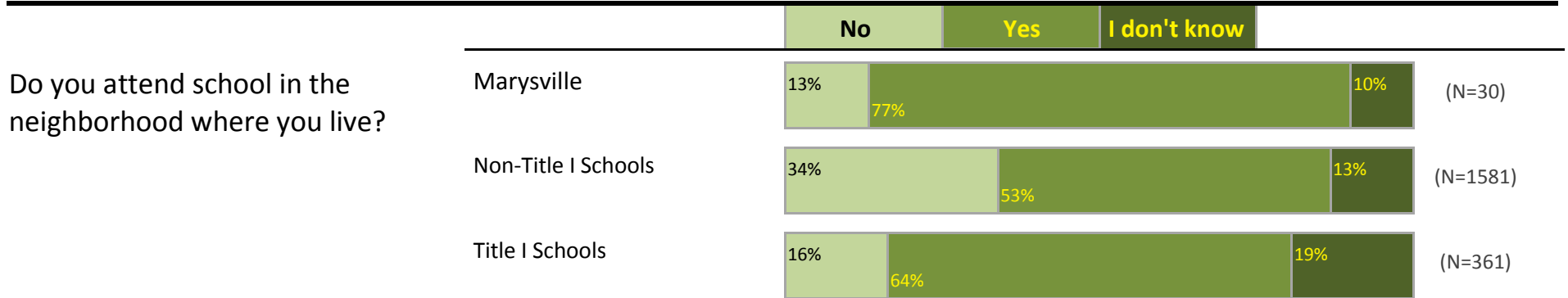
Marysville



# Portland Public Schools Successful Schools Survey

## Middle Grades Student Responses 2016-17

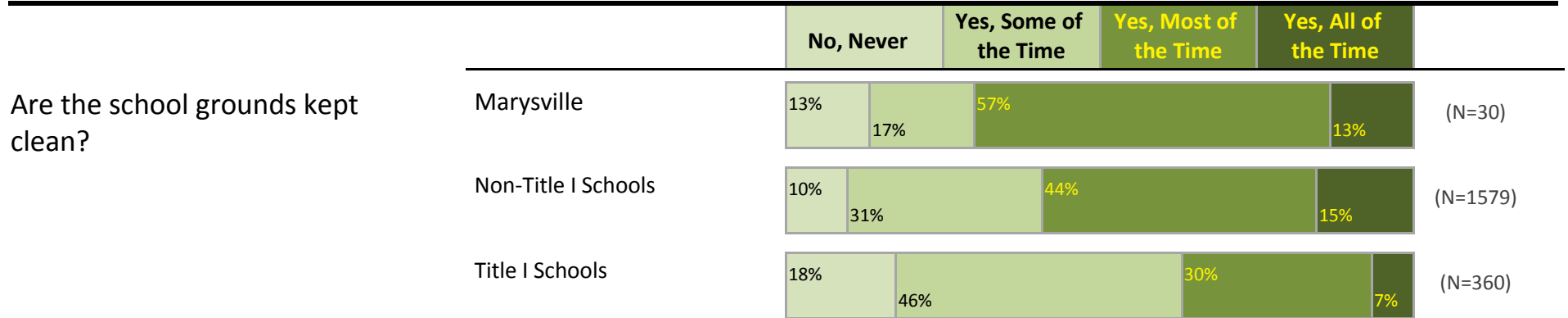
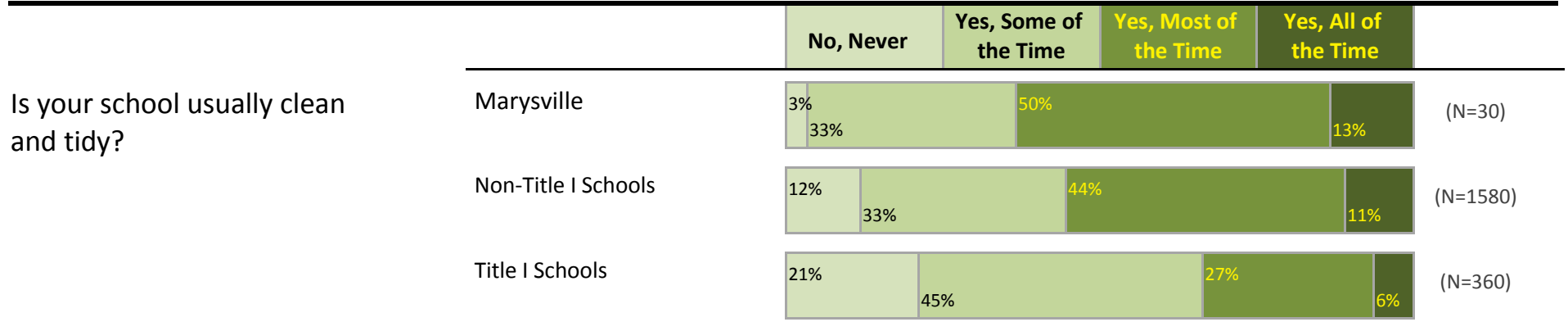
### Marysville



# Portland Public Schools Successful Schools Survey

## Middle Grades Student Responses 2016-17

### Marysville



**Portland Public Schools Successful Schools Survey  
Middle Grades Student Responses 2016-17**

**Marysville**

In the past 30 days, did you miss school for any of the following reasons?

Total Students: 30

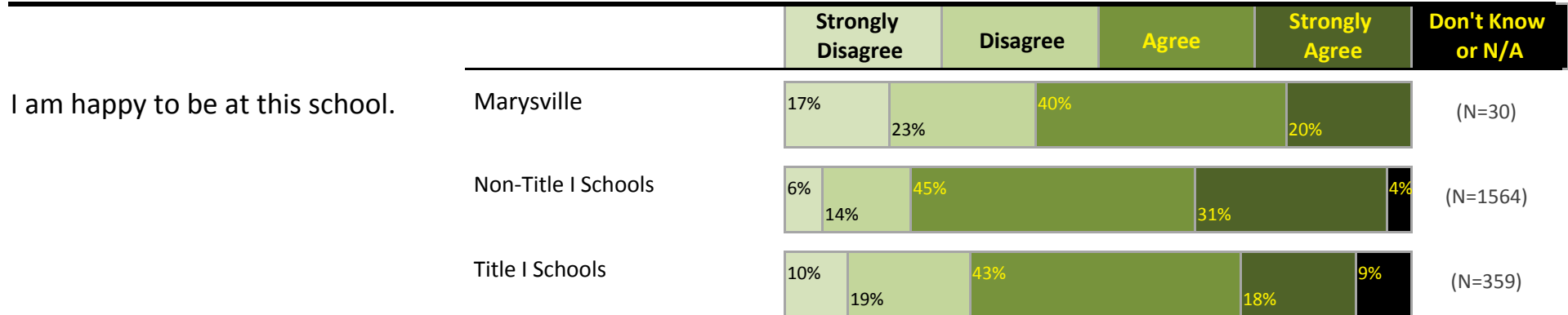
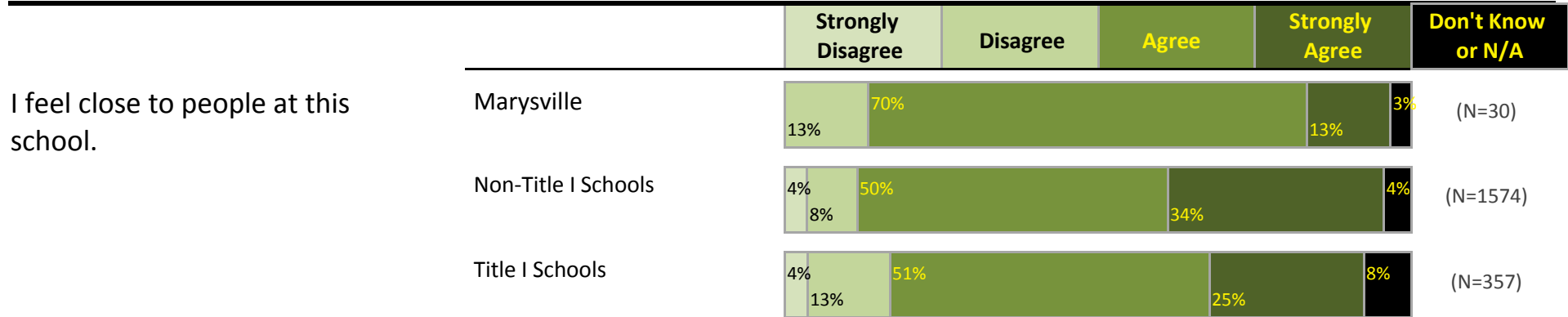

(Because students could select more than one category, totals will exceed 100%.)

Does not apply, I didn't miss any school. ....	40%
Illness (feeling physically sick), including problems with breathing or your teeth. ....	33%
Felt very sad, hopeless, anxious, stressed, or angry. ....	3%
Didn't get enough sleep. ....	0%
Didn't feel safe at school. ....	0%
Had to work. ....	0%
Had to take care of or help a family member or friend. ....	7%
Wanted to spend time with friends who don't go to your school. ....	0%
Wanted to use alcohol or drugs. ....	0%
Were behind in schoolwork or weren't prepared for a test or class assignment. ....	0%
Were bored with or uninterested in school. ....	7%
Were suspended. ....	0%
Other reason. ....	23%
Blank ....	20%

# Portland Public Schools Successful Schools Survey

## Middle Grades Student Responses 2016-17

### Marysville



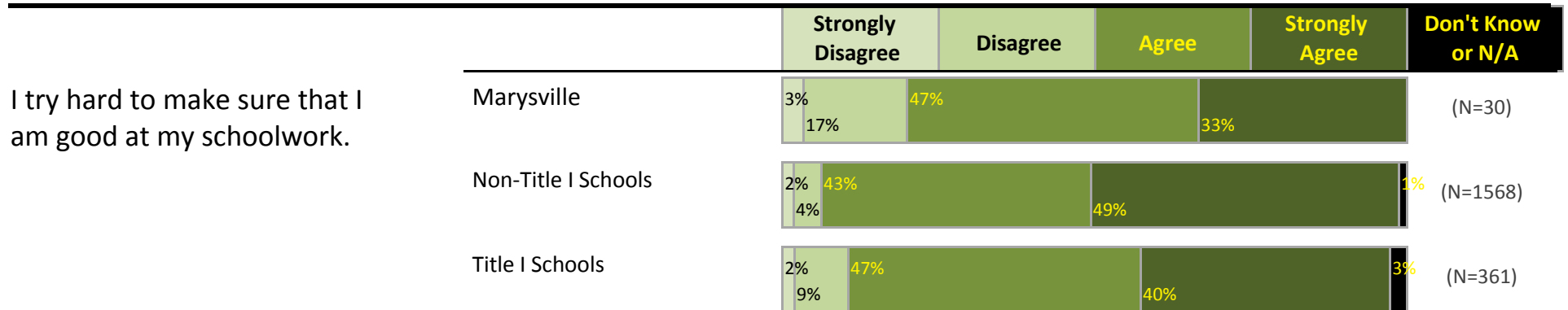
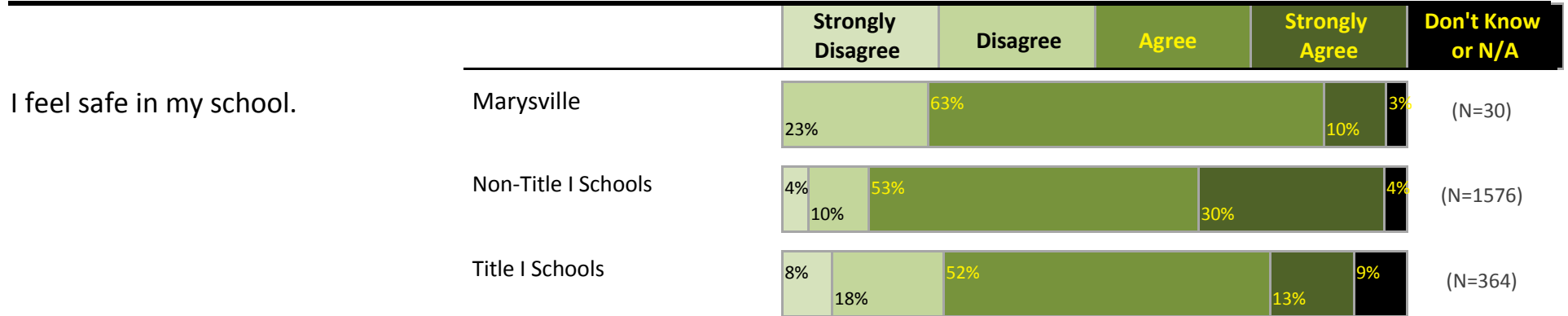
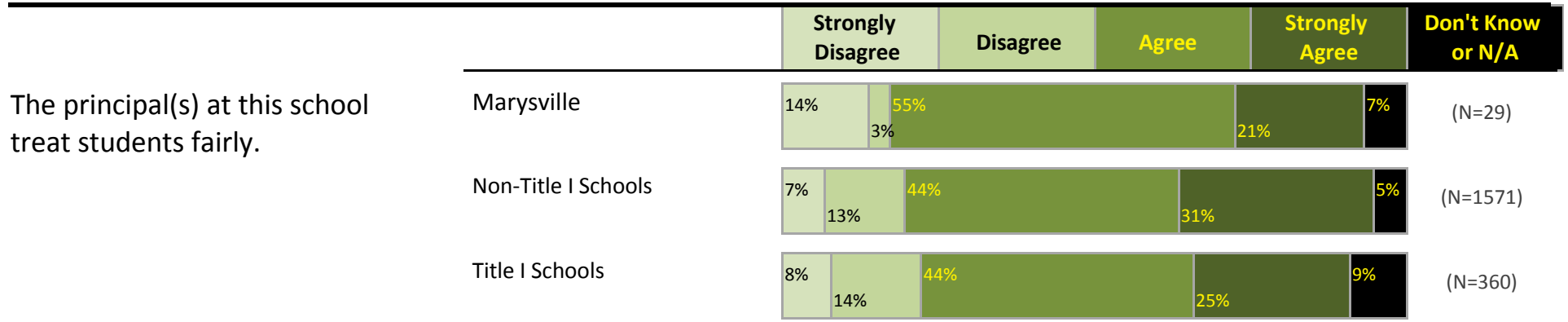
## Portland Public Schools Successful Schools Survey Middle Grades Student Responses 2016-17

### Marysville

		Strongly Disagree	Disagree	Agree	Strongly Agree	Don't Know or N/A
I feel like I am part of this school.	Marysville	10%	23%	57%	7%	3%
	Non-Title I Schools	6%	14%	50%	26%	5%
	Title I Schools	8%	19%	49%	14%	10%
		Strongly Disagree	Disagree	Agree	Strongly Agree	Don't Know or N/A
This school is a supportive and inviting place for students to learn.	Marysville	3%	17%	50%	23%	7%
	Non-Title I Schools	6%	13%	49%	26%	5%
	Title I Schools	9%	21%	46%	14%	11%
		Strongly Disagree	Disagree	Agree	Strongly Agree	Don't Know or N/A
The teachers at this school treat students fairly.	Marysville	13%	27%	43%	13%	3%
	Non-Title I Schools	7%	17%	51%	22%	3%
	Title I Schools	12%	22%	46%	13%	7%

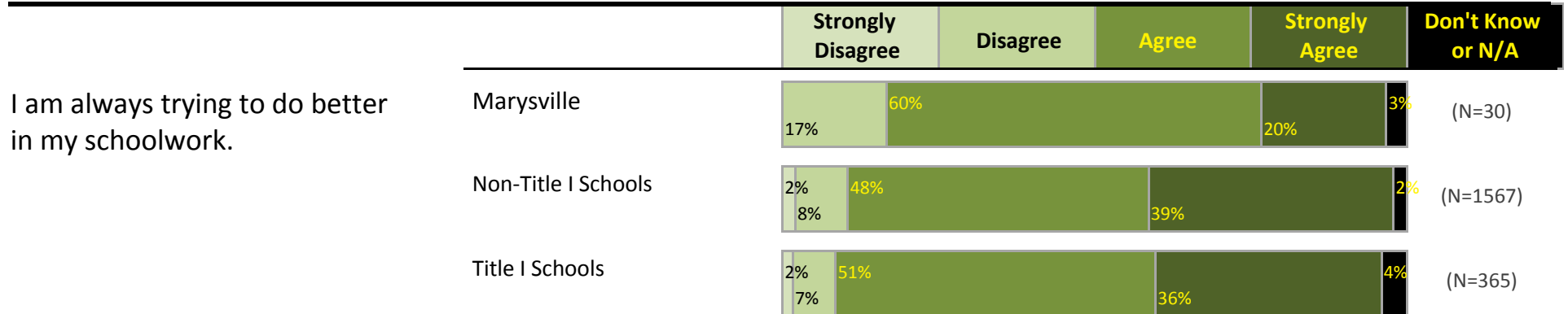
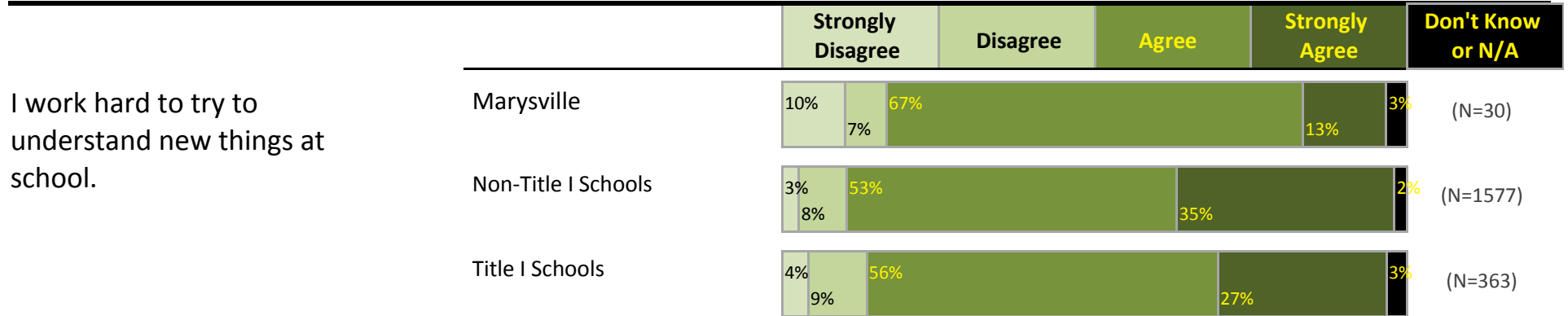
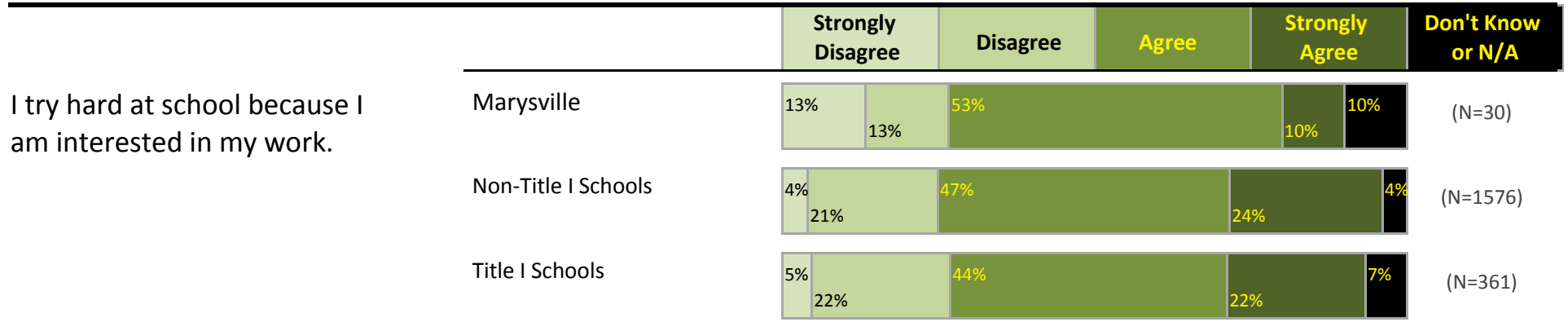
## Portland Public Schools Successful Schools Survey Middle Grades Student Responses 2016-17

### Marysville



## Portland Public Schools Successful Schools Survey Middle Grades Student Responses 2016-17

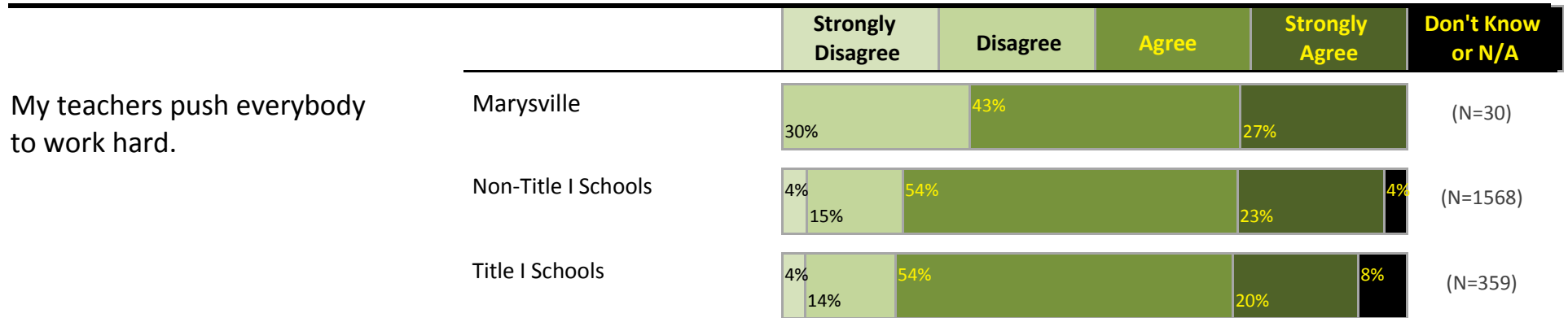
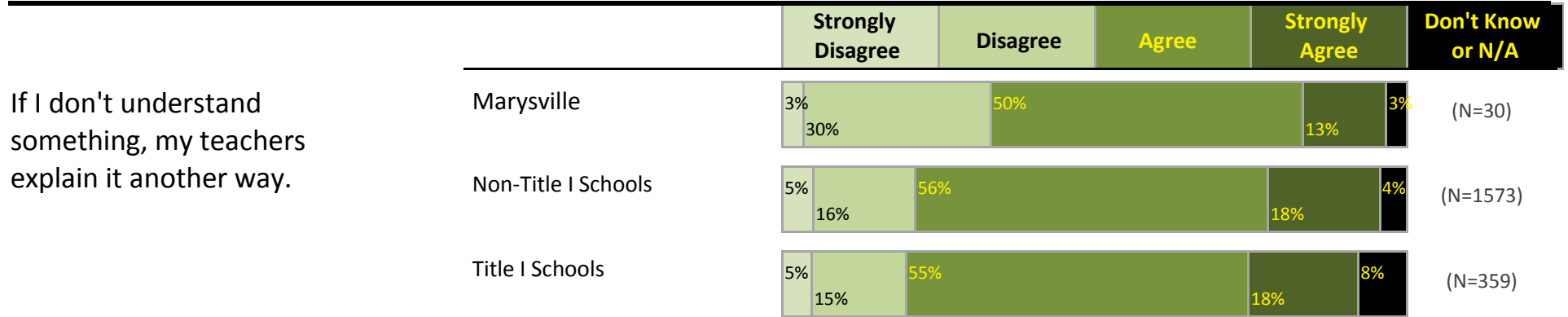

### Marysville








## Portland Public Schools Successful Schools Survey Middle Grades Student Responses 2016-17

### Marysville




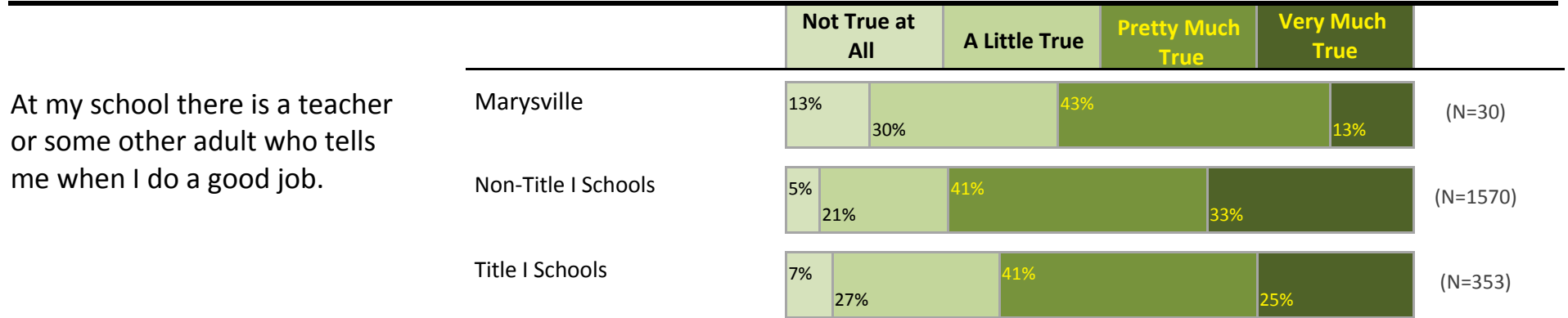

## Portland Public Schools Successful Schools Survey Middle Grades Student Responses 2016-17

### Marysville



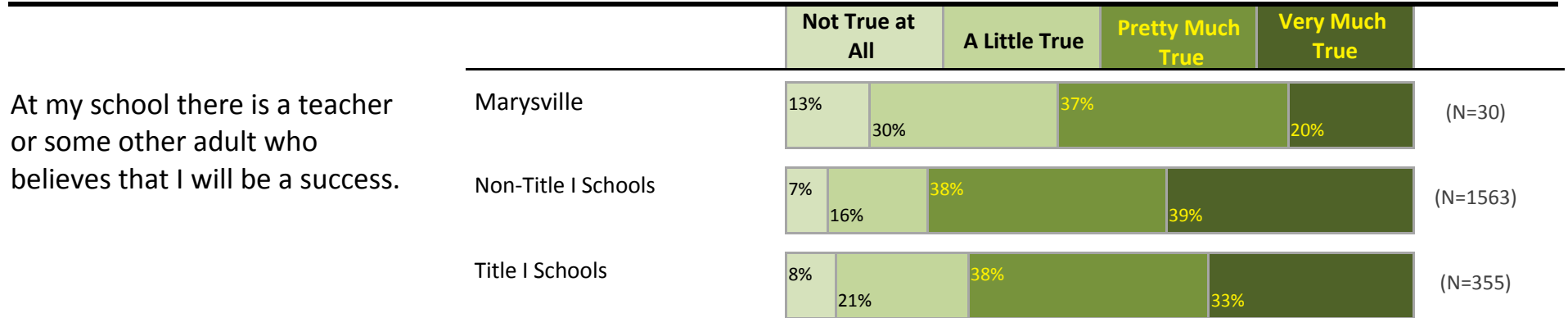

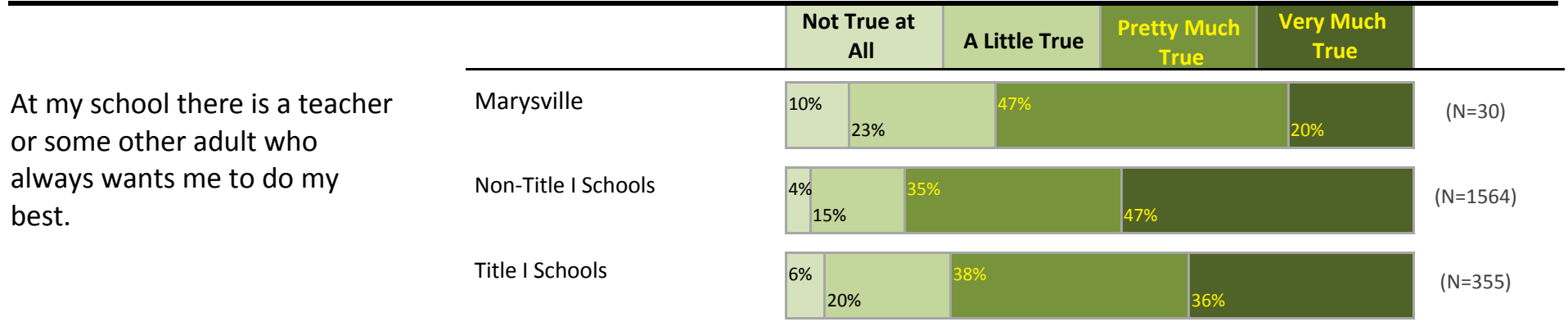
## Portland Public Schools Successful Schools Survey Middle Grades Student Responses 2016-17

### Marysville






## Portland Public Schools Successful Schools Survey Middle Grades Student Responses 2016-17

### Marysville



## Portland Public Schools Successful Schools Survey Middle Grades Student Responses 2016-17

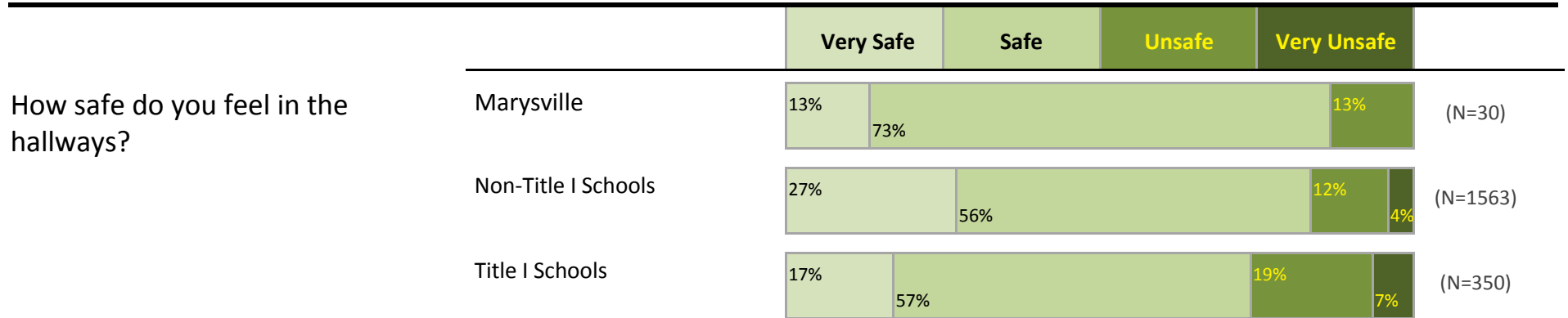
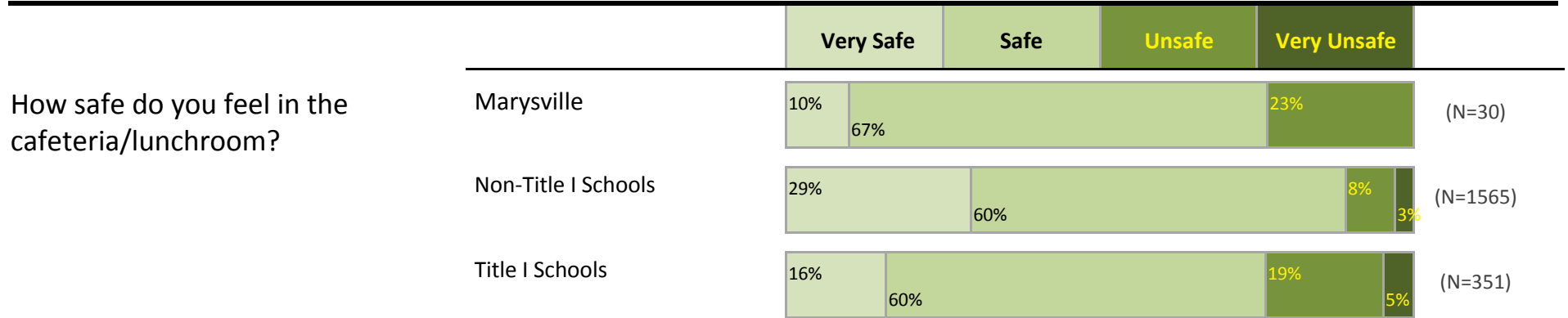
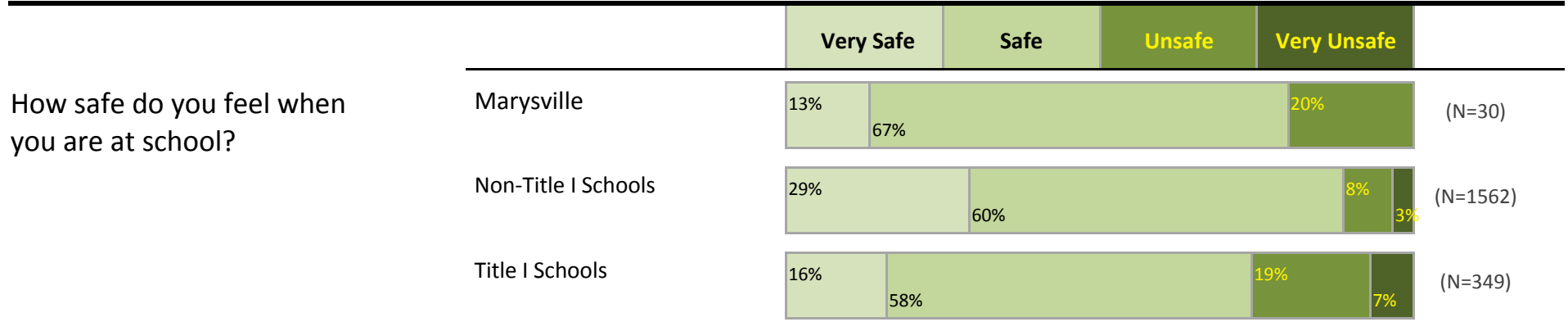
### Marysville



# Portland Public Schools Successful Schools Survey


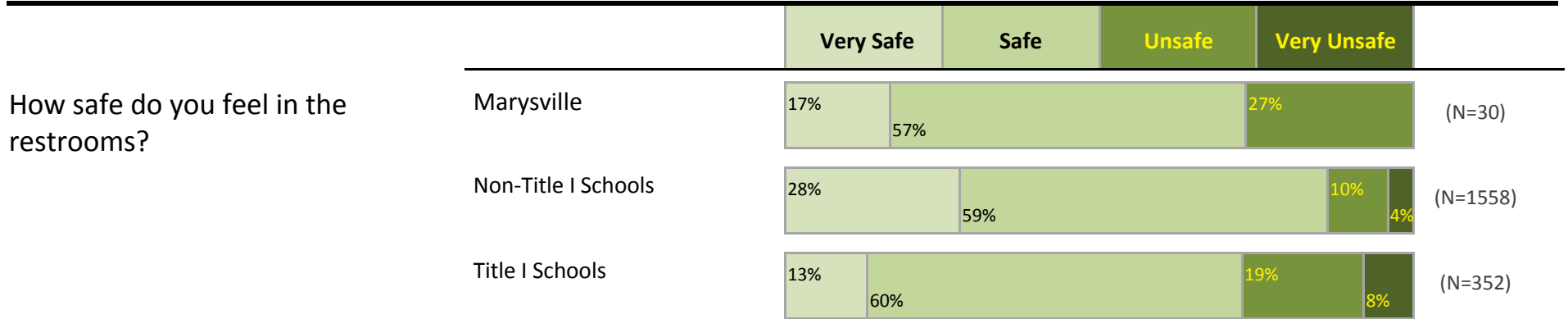
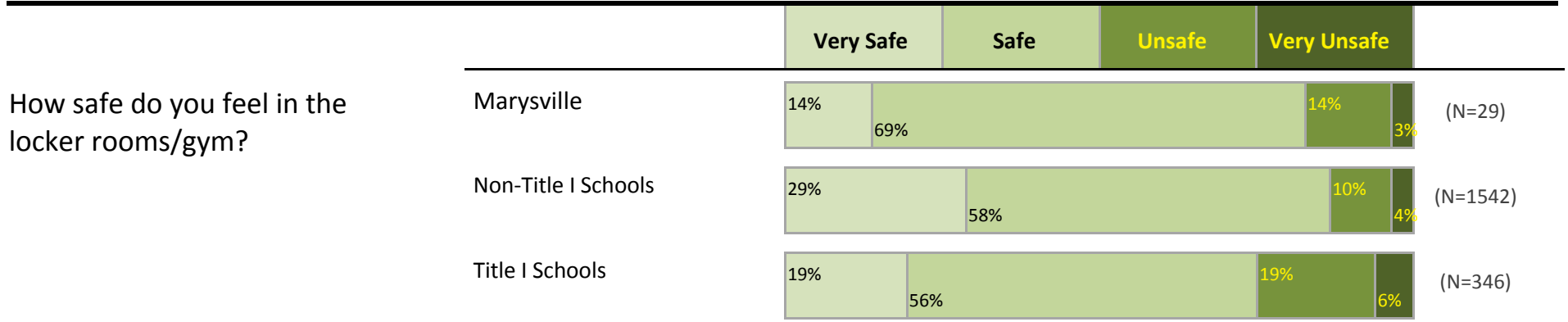
## Middle Grades Student Responses 2016-17

### Marysville




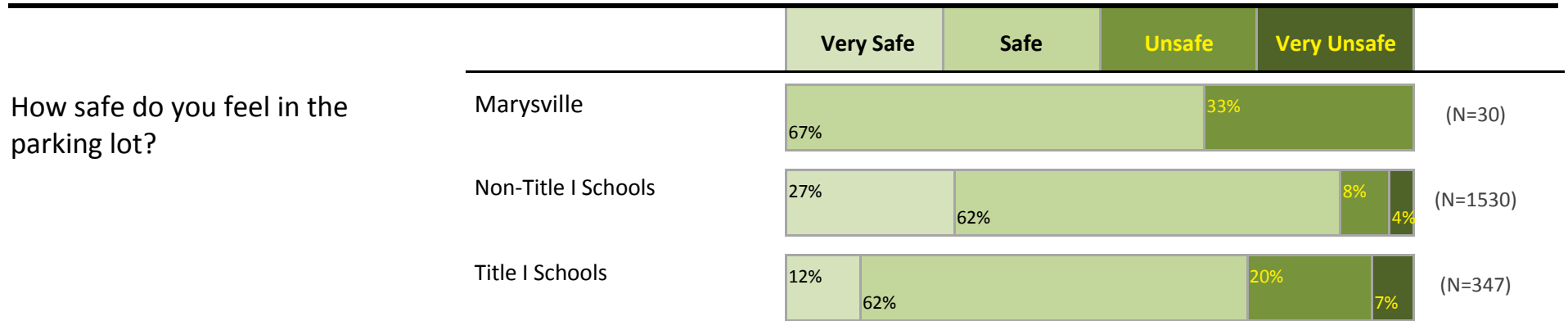
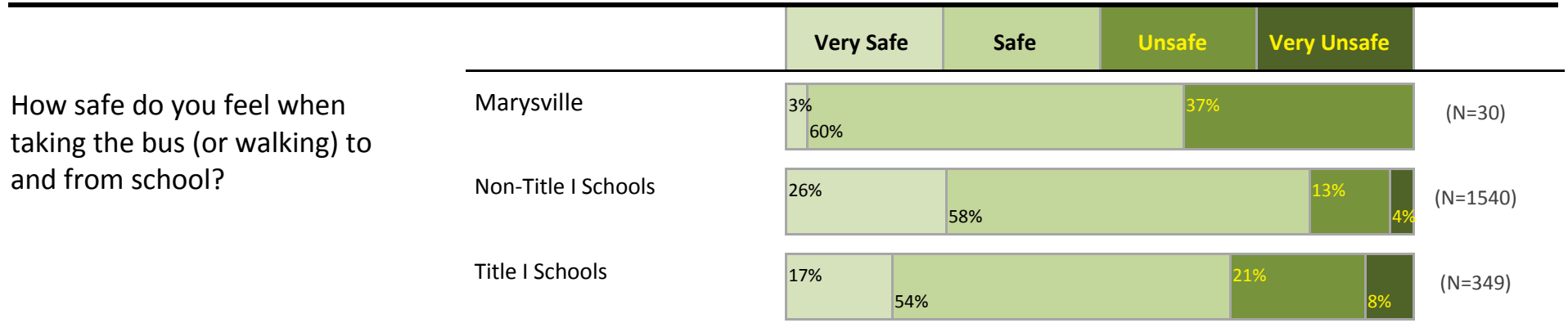
## Portland Public Schools Successful Schools Survey Middle Grades Student Responses 2016-17

Marysville



## Portland Public Schools Successful Schools Survey Middle Grades Student Responses 2016-17

### Marysville








# Portland Public Schools Successful Schools Survey




## Middle Grades Student Responses 2016-17

### Marysville



**Portland Public Schools Successful Schools Survey  
Middle Grades Student Responses 2016-17**




**Marysville**



# Portland Public Schools Successful Schools Survey




## Middle Grades Student Responses 2016-17

### Marysville



## Portland Public Schools Successful Schools Survey Middle Grades Student Responses 2016-17




### Marysville



## Portland Public Schools Successful Schools Survey Middle Grades Student Responses 2016-17

Marysville




Page 21



# Portland Public Schools Successful Schools Survey

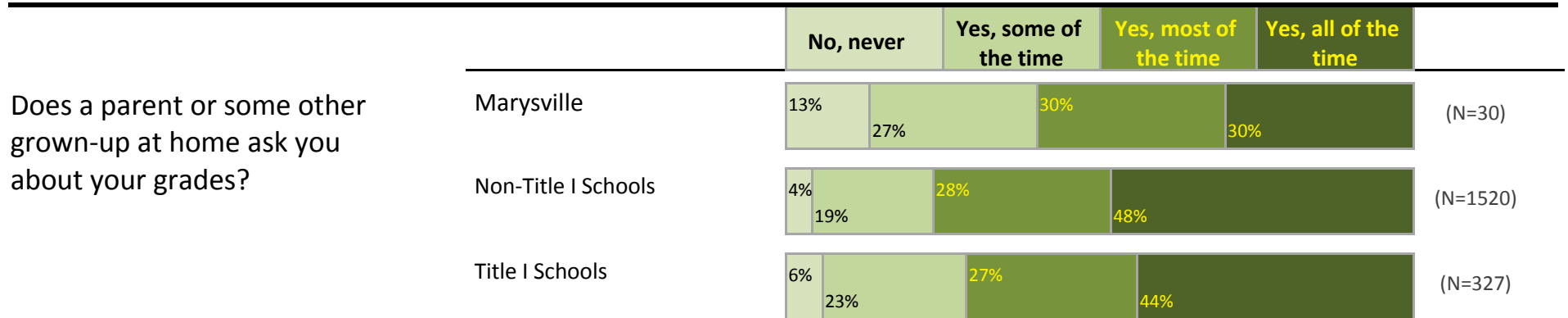
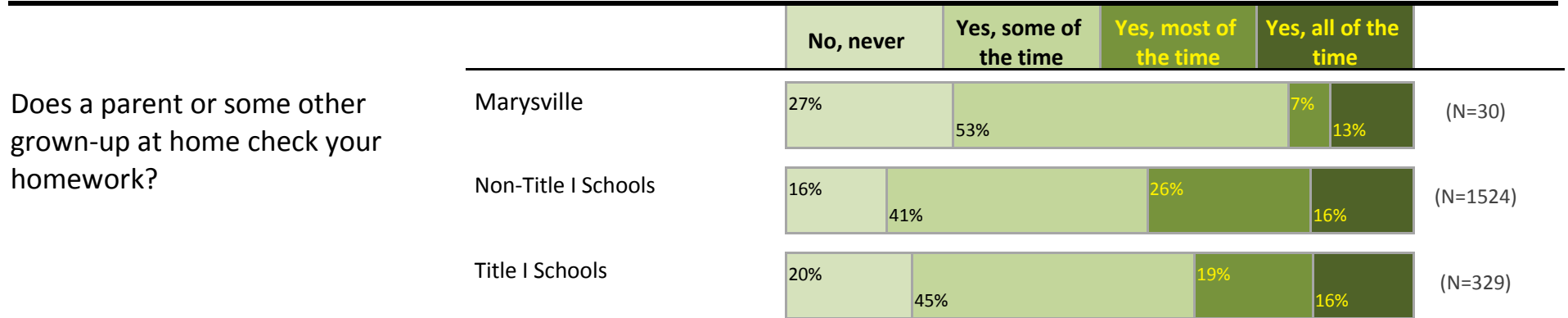
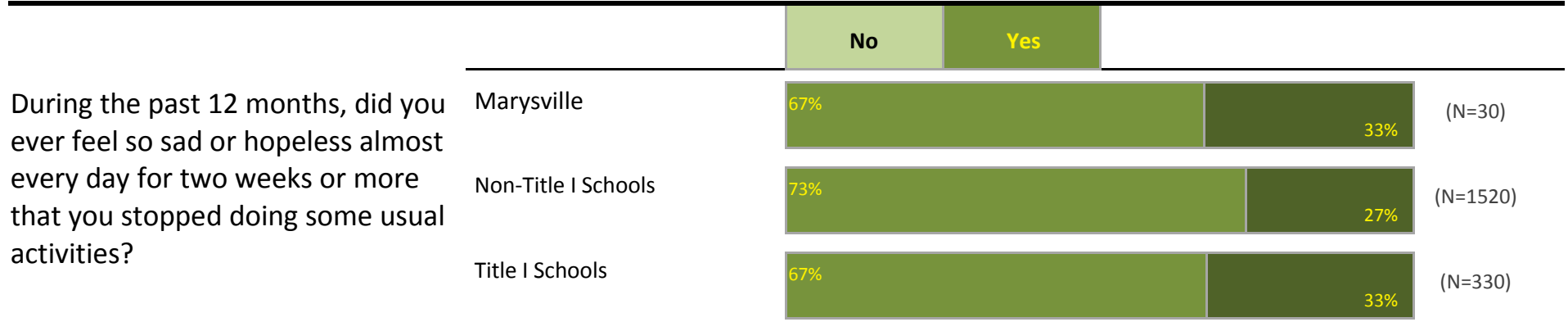
## Middle Grades Student Responses 2016-17

### Marysville



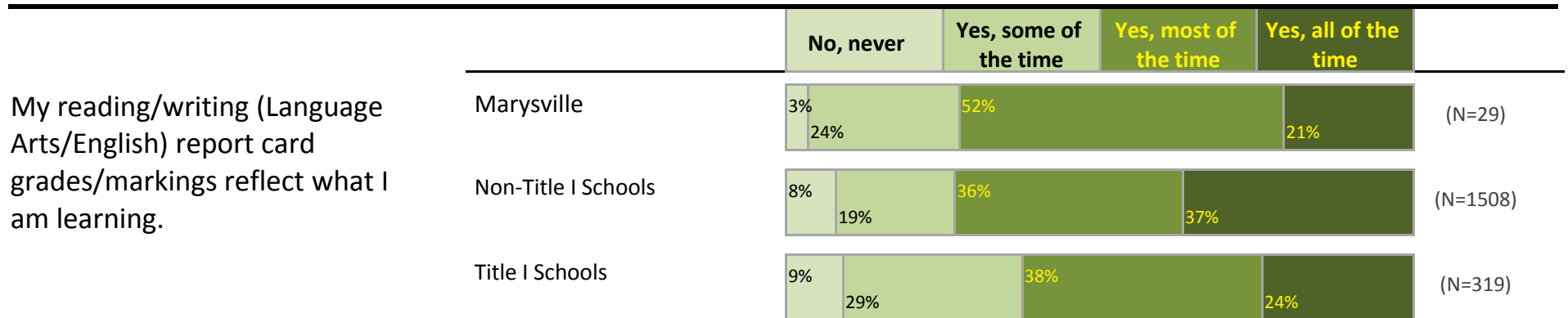
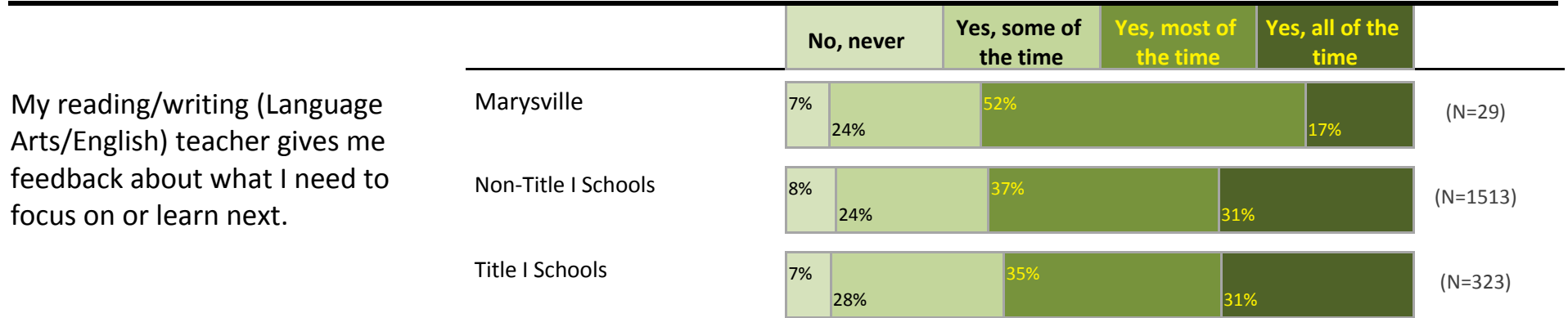
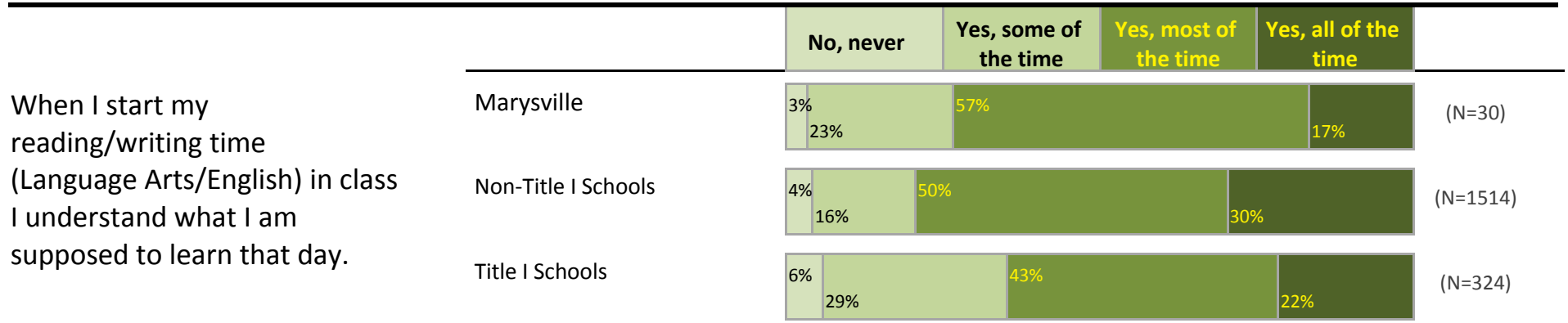
## Portland Public Schools Successful Schools Survey Middle Grades Student Responses 2016-17

### Marysville



## Portland Public Schools Successful Schools Survey Middle Grades Student Responses 2016-17

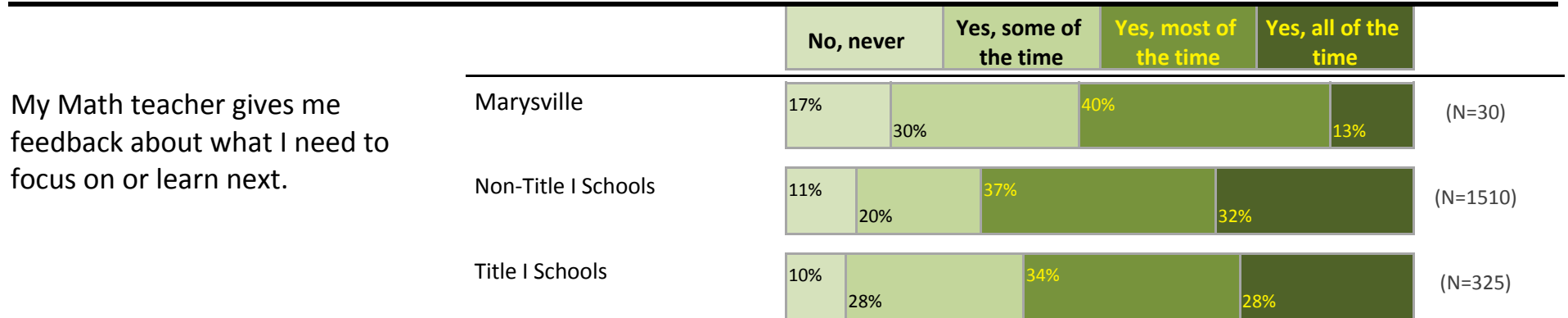
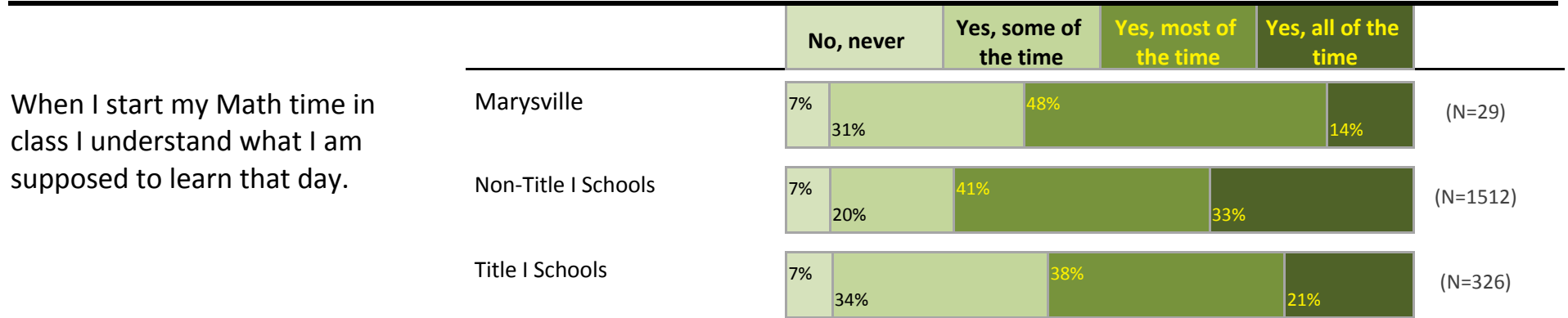
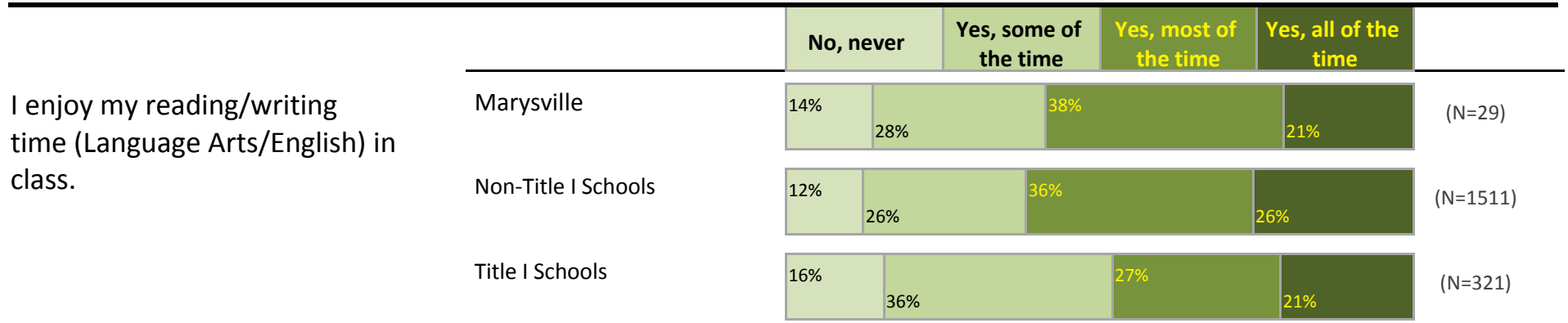
### Marysville






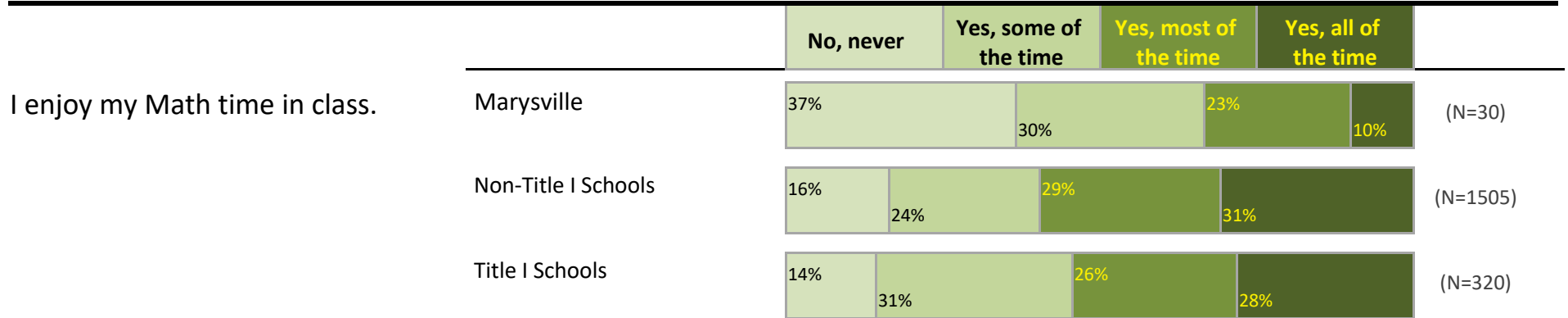
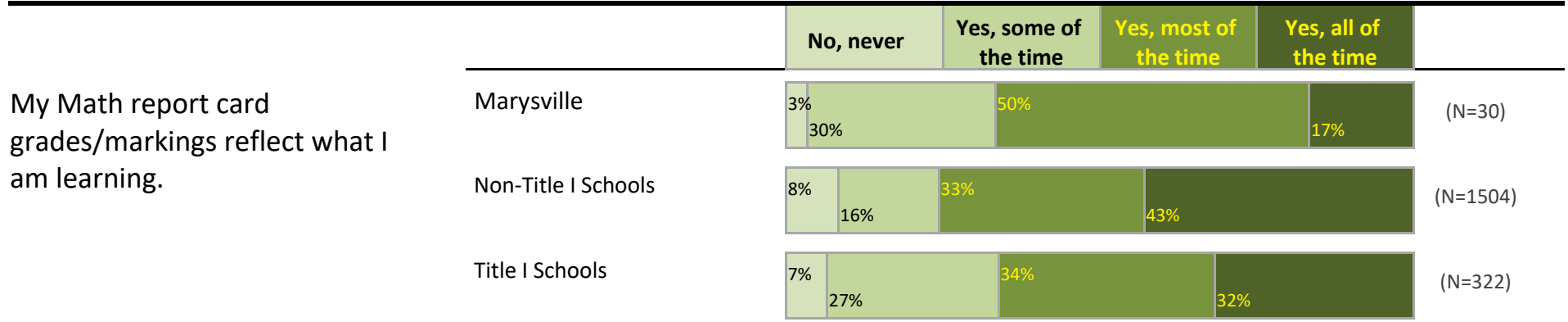
**Portland Public Schools Successful Schools Survey  
Middle Grades Student Responses 2016-17**

**Marysville**



## Portland Public Schools Successful Schools Survey Middle Grades Student Responses 2016-17

### Marysville



# Portland Public Schools Successful Schools Survey

## Middle Grades Student Responses 2016-17


### Marysville

If you are in an immersion program at this school please select your program (Mark all that apply):

Total Students: 30

*(Because students could select more than one category, totals may exceed 100%.)*

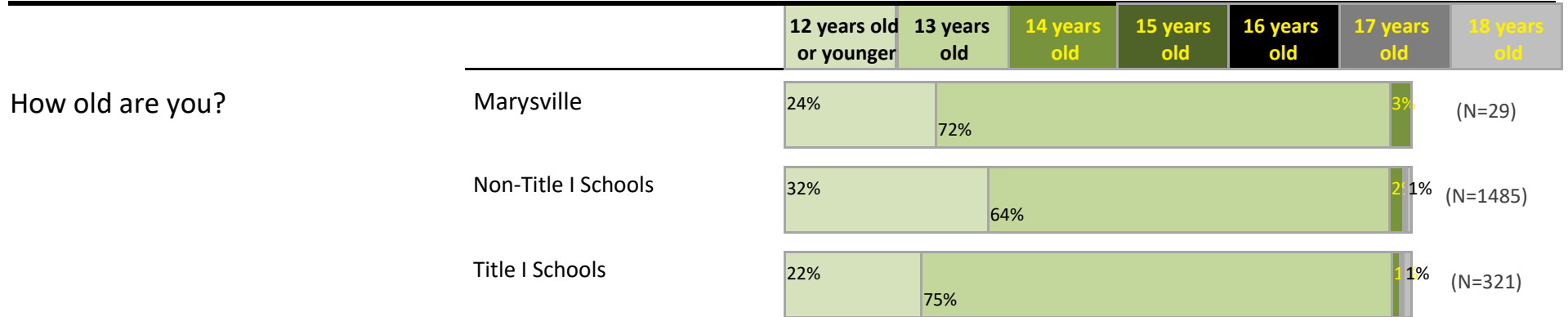
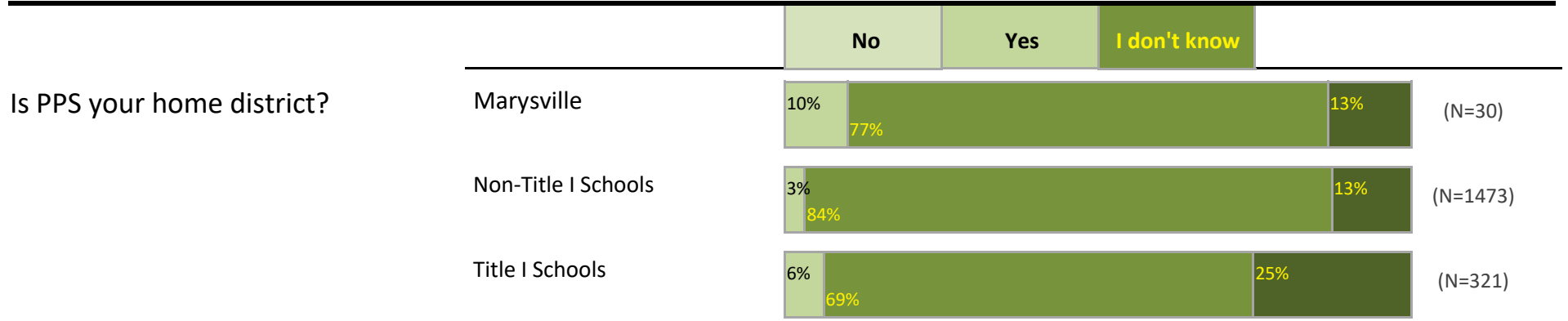
Chinese Immersion .....	0%
Japanese Immersion .....	0%
Russian Immersion .....	0%
Spanish Immersion .....	3%
Vietnamese Immersion .....	0%
Other .....	17%



# Portland Public Schools Successful Schools Survey

## Middle Grades Student Responses 2016-17

Marysville



# Portland Public Schools Successful Schools Survey

## Middle Grades Student Responses 2016-17

### Marysville

Below is a list of terms that people often use to describe their gender. How do you describe your gender? (Mark all that apply):

Total Students: 30

*(Because students could select more than one category, totals may exceed 100%.)*

Male .....	43%
Female .....	43%
Transgender .....	0%
Gender fluid/Non-binary .....	3%
Another gender identity not listed .....	0%

# Portland Public Schools Successful Schools Survey

## Middle Grades Student Responses 2016-17

### Marysville

Below is a list of terms that people often use to describe their sexuality or sexual orientation. How do you describe your sexuality or sexual orientation? (Mark all that apply)

Total Students: 30

*(Because students could select more than one category, totals will exceed 100%.)*

Heterosexual (straight)	50%
Gay	0%
Lesbian	0%
Bisexual/Pansexual	20%
Queer	0%
Not sure or Questioning	7%
Decline to respond	13%
Other	0%
Blank	20%

# Portland Public Schools Successful Schools Survey

## Middle Grades Student Responses 2016-17

Marysville

What races/ethnicities do you consider yourself?

Total Students: 30

*(Because students could select more than one category, totals will exceed 100%.)*

African American .....	10%
African .....	3%
Burundian .....	0%
Eritrean .....	0%
Ethiopian .....	0%
Somali .....	0%
Other African .....	0%
Other Black	
Caribbean Islands .....	0%
Other Black .....	0%
American Indian/Alaska Native .....	0%
Alaska Native .....	0%
Burns Paiute Tribe .....	0%
Confederated Tribes of the Coos, Lower Umpqua & Siuslaw Indians .....	0%
Confederated Tribes of the Grand Ronde Community of Oregon .....	0%
Confederated Tribes of Siletz Indians .....	0%
Confederated Tribes of the Umatilla Indian Reservation Indians .....	0%
Confederated Tribes of Warm Springs .....	0%
Coquille Indian Tribe .....	0%

American Indian/Alaska Native (continued)	
Cow Creek Band of Umpqua Tribe of Indians .....	0%
Klamath Tribes .....	0%
Other American Indian Tribe/Nation .....	10%
Native/Indigenous to Canada .....	0%
Asian .....	17%
Asian Indian .....	0%
Burmese .....	0%
Cambodian .....	3%
Chinese .....	17%
Filipino .....	0%
Hmong .....	0%
Japanese .....	0%
Karen .....	0%
Korean .....	0%
Laotian .....	0%
Mien .....	0%
Nepali .....	0%
Thai .....	0%
Tibetan .....	0%
Vietnamese .....	17%
Other Asian .....	0%

# Portland Public Schools Successful Schools Survey

## Middle Grades Student Responses 2016-17

### Marysville

What races/ethnicities do you consider yourself?

Total Students: 30

(Because students could select more than one category, totals will exceed 100%.)

Hispanic/Latino .....	10%
Caribbean Islands .....	0%
Central American Countries .....	3%
Indigenous Mexican, Central American or South American .....	0%
Mexican .....	10%
South American Countries .....	3%
Other Hispanic/Latino .....	0%
Middle Eastern/North African .....	0%
Pacific Islander .....	0%
Chuukese .....	3%
Guamanian or Chamorro .....	0%
Micronesian .....	0%
Native Hawaiian .....	0%
Samoan .....	0%
Tongan .....	0%
Other Pacific Islander .....	0%
White .....	20%
Romanian .....	0%
Russian .....	0%
Ukrainian .....	0%
European Countries .....	7%
Other White .....	7%
Blank .....	10%



# Portland Public Schools Successful Schools Survey

## Middle Grades Student Responses 2016-17

### Number of Survey Responses by School

ACCESS	56	Lent*	55
Arleta	0	Martin Luther King Jr*	8
Astor	0	Marysville*	30
Beaumont	0	Metro. Learning Center	0
Beverly Cleary	0	Mt Tabor	140
Boise-Eliot/Humboldt*	0	Ockley Green	120
Bridger*	0	Odyssey at East Sylvan	20
César Chávez*	3	Open School	33
Creative Science	53	Portland Village School	0
Creston*	27	Robert Gray	150
da Vinci Arts	131	Roseway Heights	0
Faubion*	31	Sabin	0
George*	96	Sellwood	92
Harrison Park*	28	Skyline	0
Hayhurst	0	Sunnyside Environmental	58
Hosford	178	Trillium	0
Irvington	1	Vernon	0
Jackson	180	Vestal*	0
Lane*	0	West Sylvan	243
Laurelhurst	64	Winterhaven	62
Lee*	55		

*Reports were not produced for schools with fewer than 6 responses.*

*\*Title I school in survey year.*