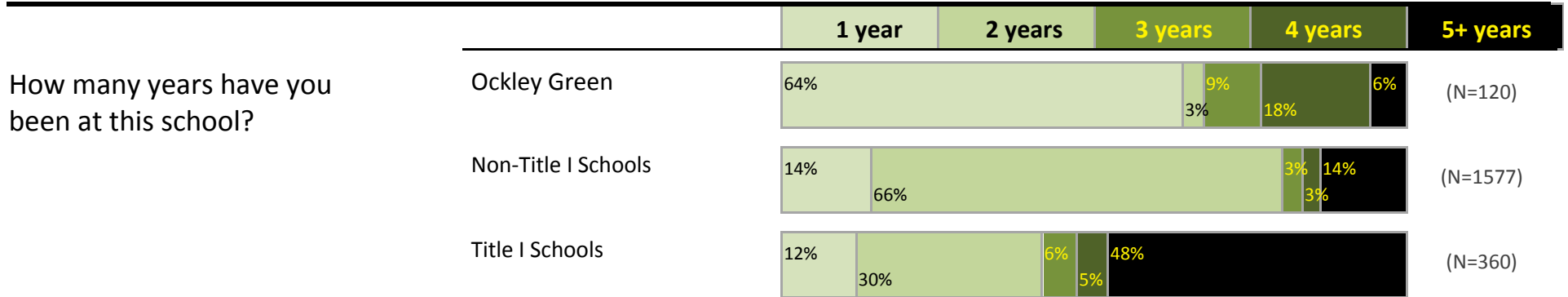
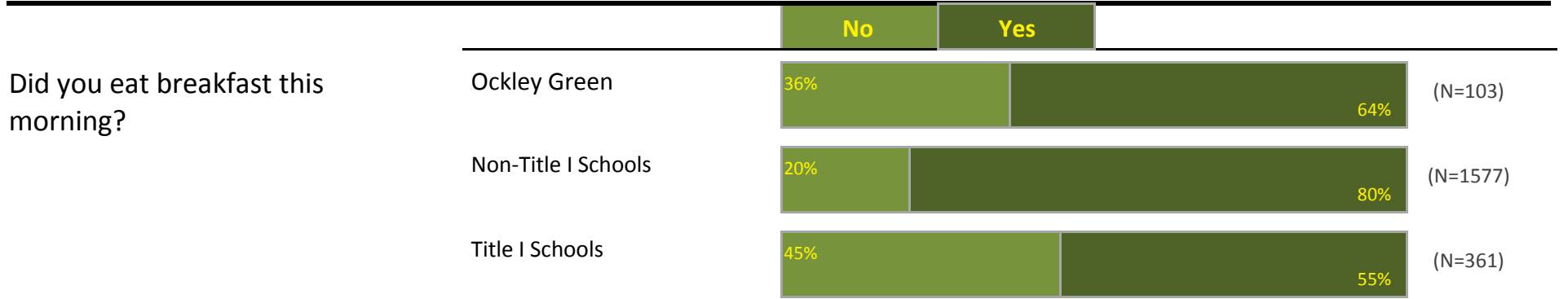
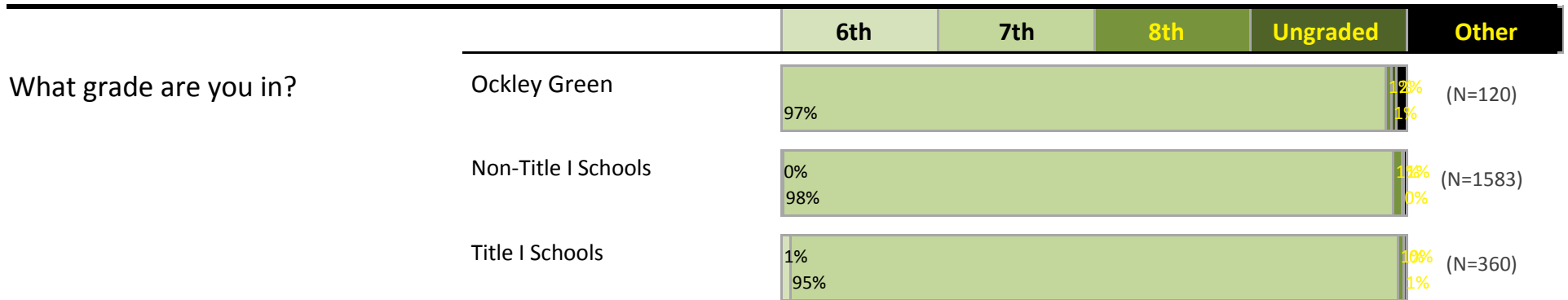


Portland Public Schools Successful Schools Survey

Middle Grades Student Responses 2016-17

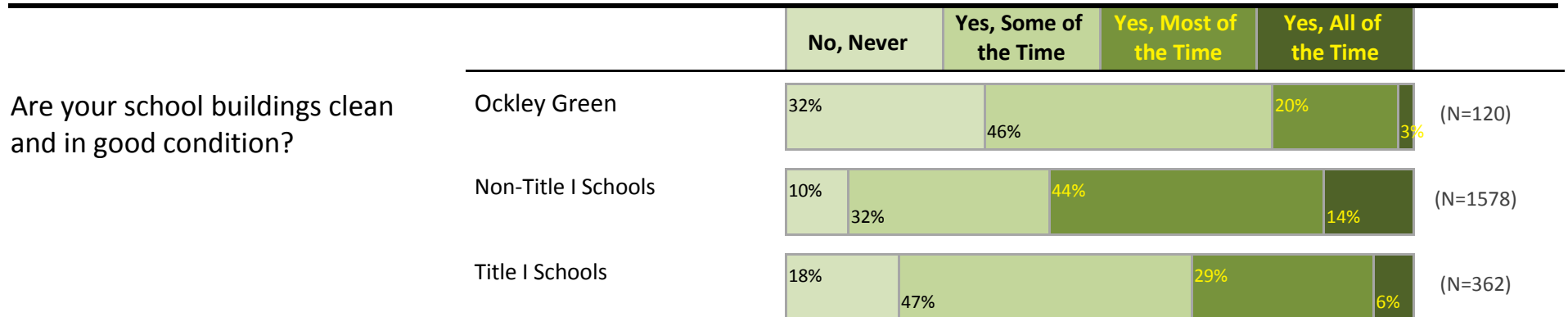

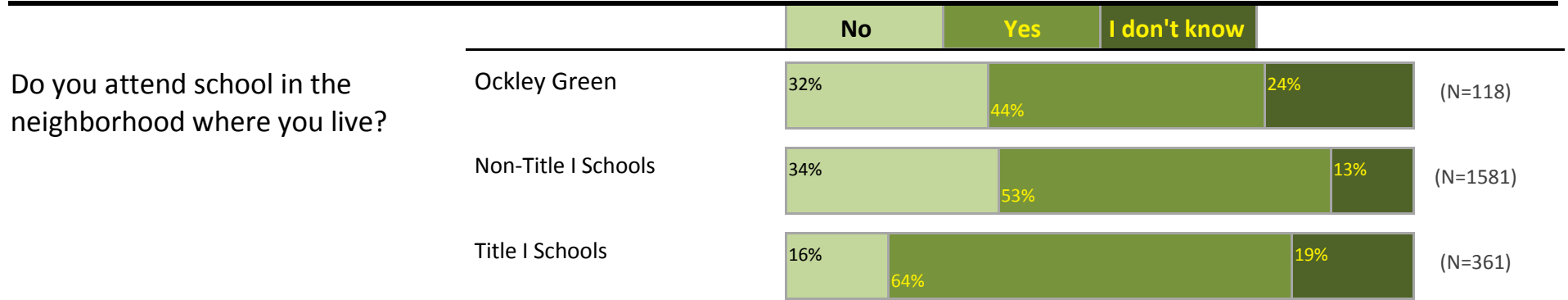
Ockley Green



Portland Public Schools Successful Schools Survey

Middle Grades Student Responses 2016-17

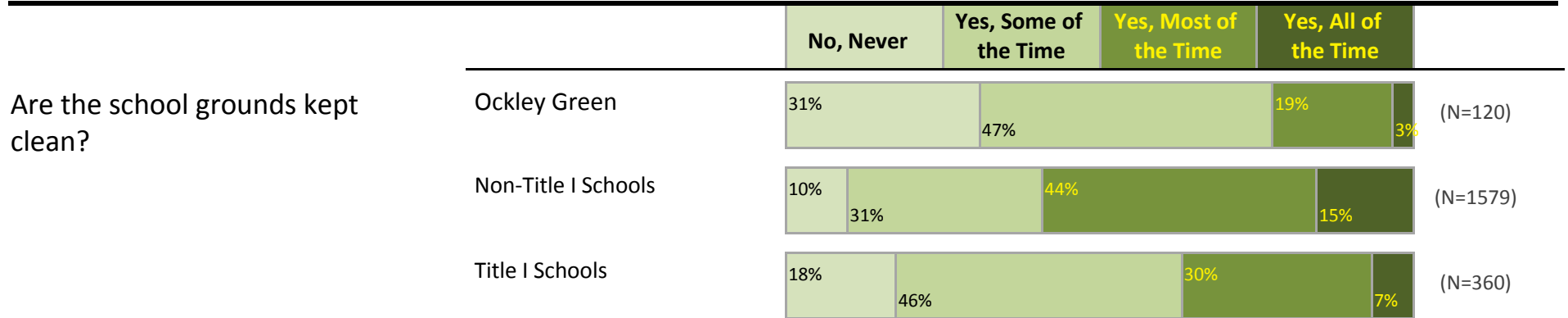

Ockley Green



Portland Public Schools Successful Schools Survey

Middle Grades Student Responses 2016-17

Ockley Green



**Portland Public Schools Successful Schools Survey
Middle Grades Student Responses 2016-17**

Ockley Green

In the past 30 days, did you miss school for any of the following reasons?

Total Students: 120

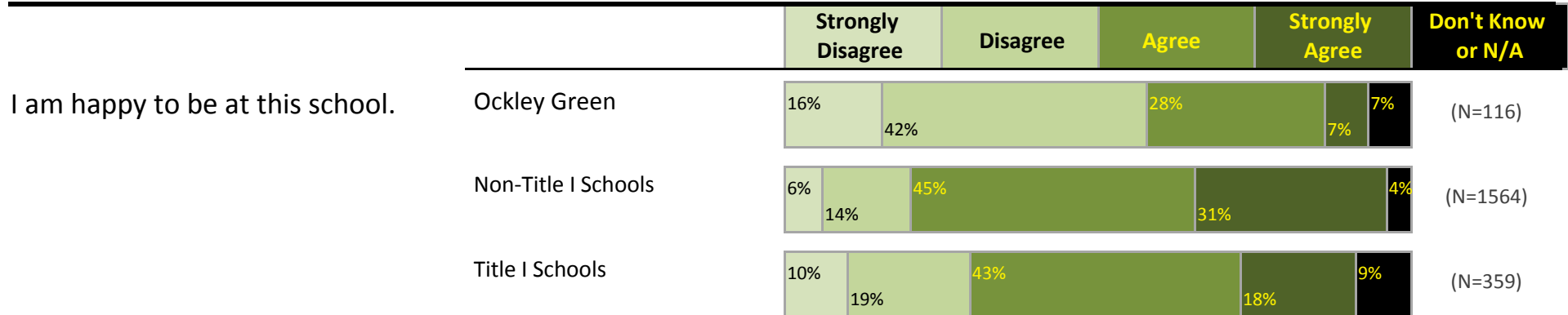
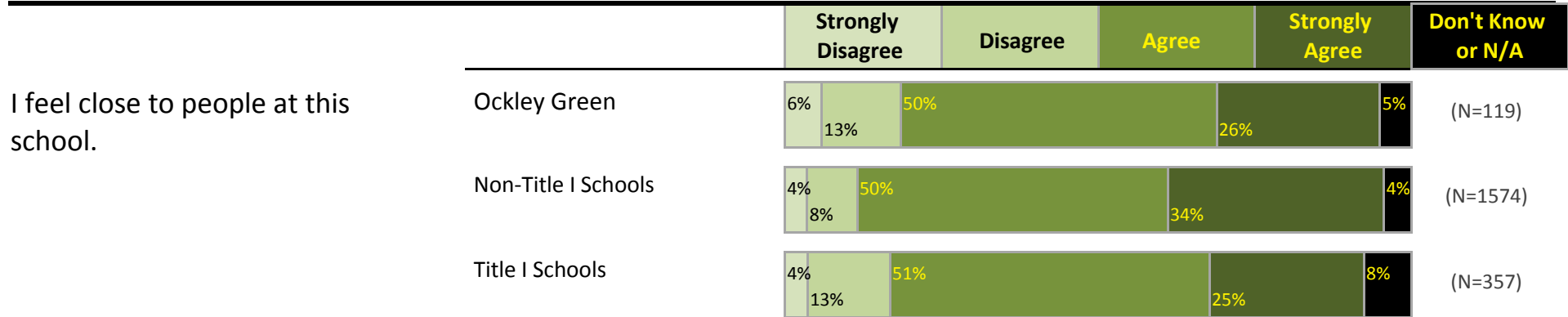

(Because students could select more than one category, totals will exceed 100%.)

Does not apply, I didn't miss any school.	30%
Illness (feeling physically sick), including problems with breathing or your teeth.	45%
Felt very sad, hopeless, anxious, stressed, or angry.	19%
Didn't get enough sleep.	20%
Didn't feel safe at school.	5%
Had to work.	3%
Had to take care of or help a family member or friend.	9%
Wanted to spend time with friends who don't go to your school.	1%
Wanted to use alcohol or drugs.	2%
Were behind in schoolwork or weren't prepared for a test or class assignment.	3%
Were bored with or uninterested in school.	5%
Were suspended.	6%
Other reason.	13%
Blank	7%

Portland Public Schools Successful Schools Survey

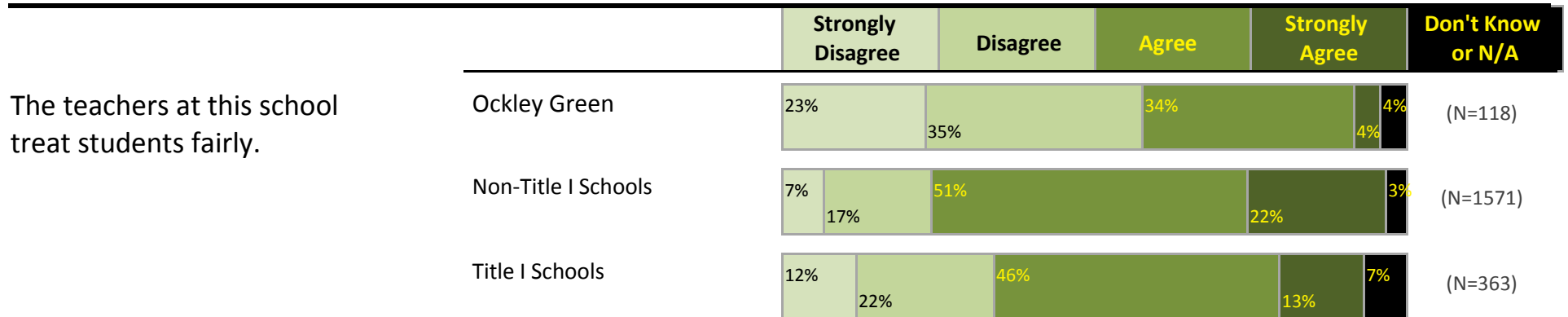
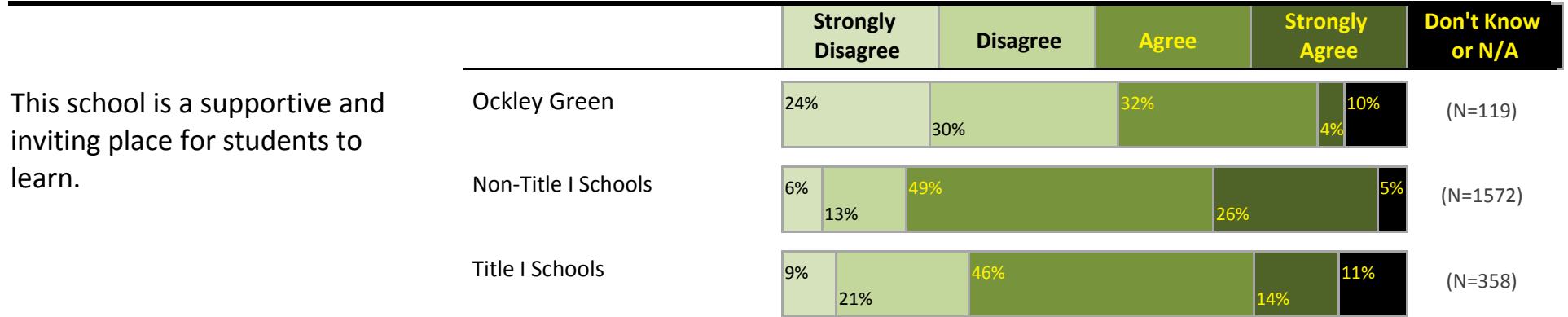
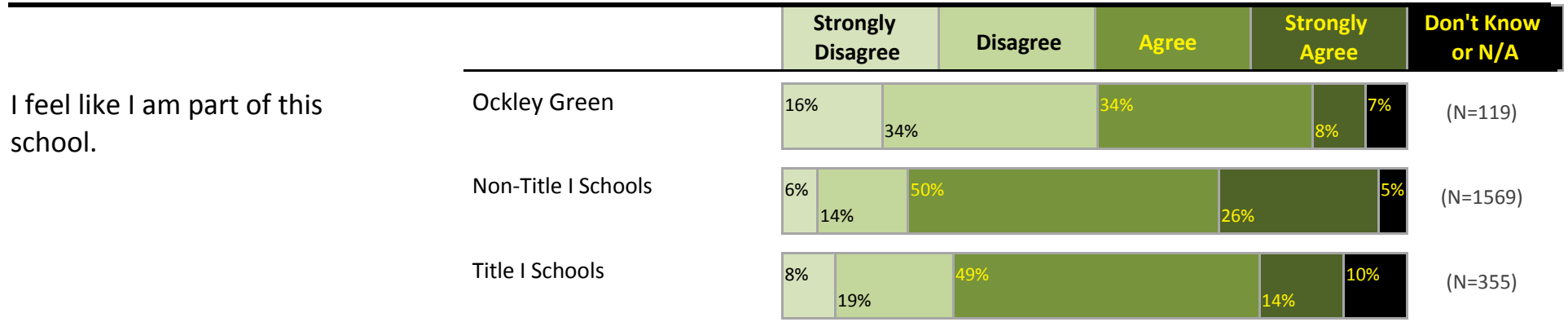
Middle Grades Student Responses 2016-17

Ockley Green



Portland Public Schools Successful Schools Survey Middle Grades Student Responses 2016-17

Ockley Green



Portland Public Schools Successful Schools Survey Middle Grades Student Responses 2016-17

Ockley Green

		Strongly Disagree	Disagree	Agree	Strongly Agree	Don't Know or N/A
The principal(s) at this school treat students fairly.	Ockley Green	21%	20%	39%	9%	10%
	Non-Title I Schools	7%	13%	44%	31%	5%
	Title I Schools	8%	14%	44%	25%	9%
		Strongly Disagree	Disagree	Agree	Strongly Agree	Don't Know or N/A
I feel safe in my school.	Ockley Green	16%	37%	36%	5%	6%
	Non-Title I Schools	4%	10%	53%	30%	4%
	Title I Schools	8%	18%	52%	13%	9%
		Strongly Disagree	Disagree	Agree	Strongly Agree	Don't Know or N/A
I try hard to make sure that I am good at my schoolwork.	Ockley Green	3%	7%	48%	39%	4%
	Non-Title I Schools	2%	4%	43%	49%	1%
	Title I Schools	2%	9%	47%	40%	3%

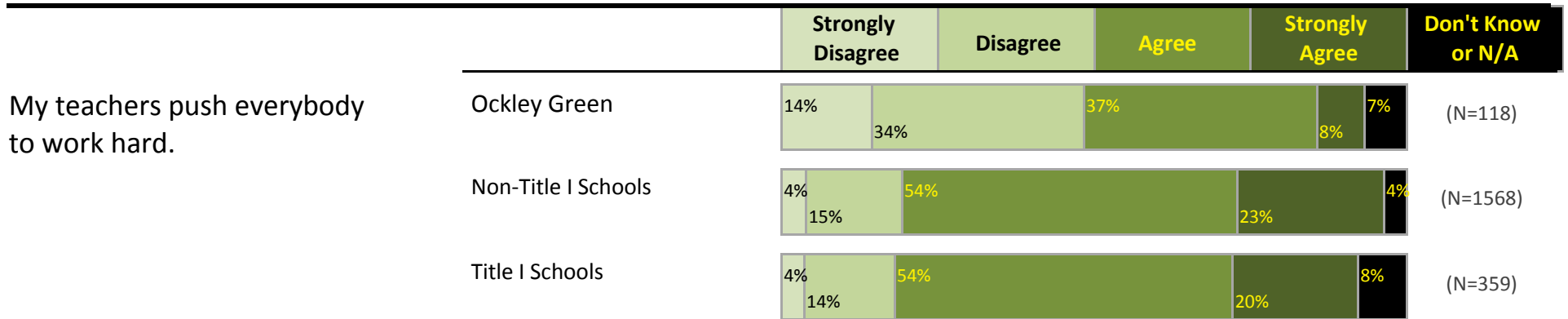
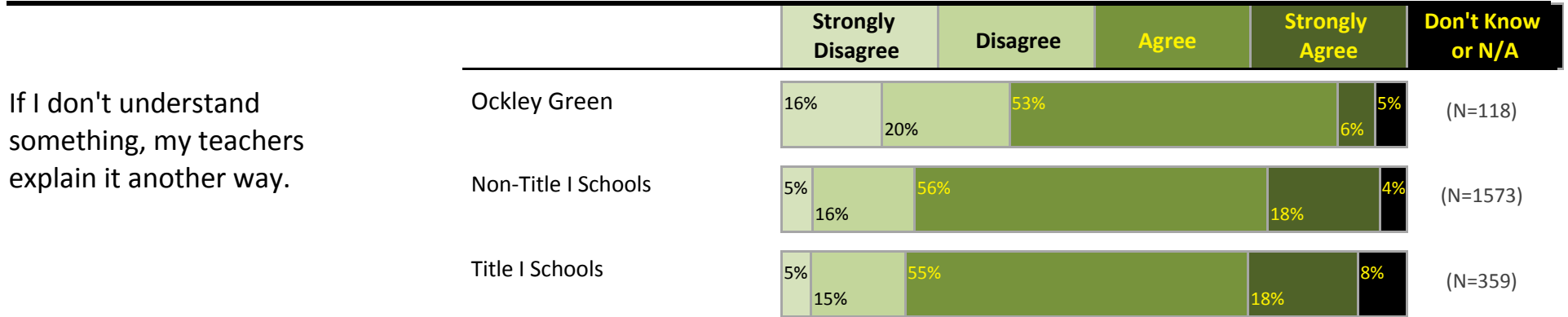

Portland Public Schools Successful Schools Survey Middle Grades Student Responses 2016-17

Ockley Green

		Strongly Disagree	Disagree	Agree	Strongly Agree	Don't Know or N/A
I try hard at school because I am interested in my work.	Ockley Green	5% 29%	48%	13%	6%	(N=119)
	Non-Title I Schools	4% 21%	47%	24%	4%	(N=1576)
	Title I Schools	5% 22%	44%	22%	7%	(N=361)
		Strongly Disagree	Disagree	Agree	Strongly Agree	Don't Know or N/A
I work hard to try to understand new things at school.	Ockley Green	5% 11%	62%	18%	3%	(N=119)
	Non-Title I Schools	3% 8%	53%	35%	2%	(N=1577)
	Title I Schools	4% 9%	56%	27%	3%	(N=363)
		Strongly Disagree	Disagree	Agree	Strongly Agree	Don't Know or N/A
I am always trying to do better in my schoolwork.	Ockley Green	3% 10%	55%	26%	5%	(N=118)
	Non-Title I Schools	2% 8%	48%	39%	2%	(N=1567)
	Title I Schools	2% 7%	51%	36%	4%	(N=365)




Portland Public Schools Successful Schools Survey Middle Grades Student Responses 2016-17

Ockley Green






Portland Public Schools Successful Schools Survey Middle Grades Student Responses 2016-17

Ockley Green



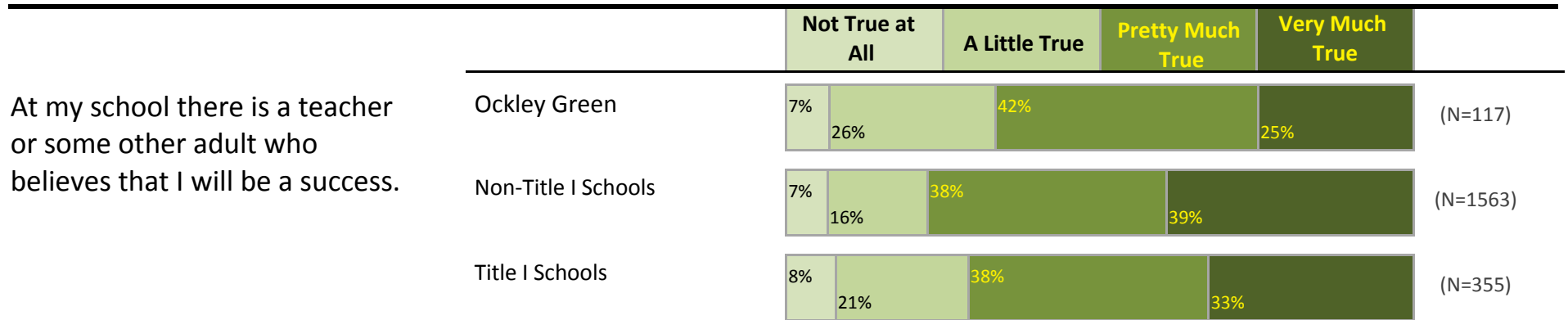

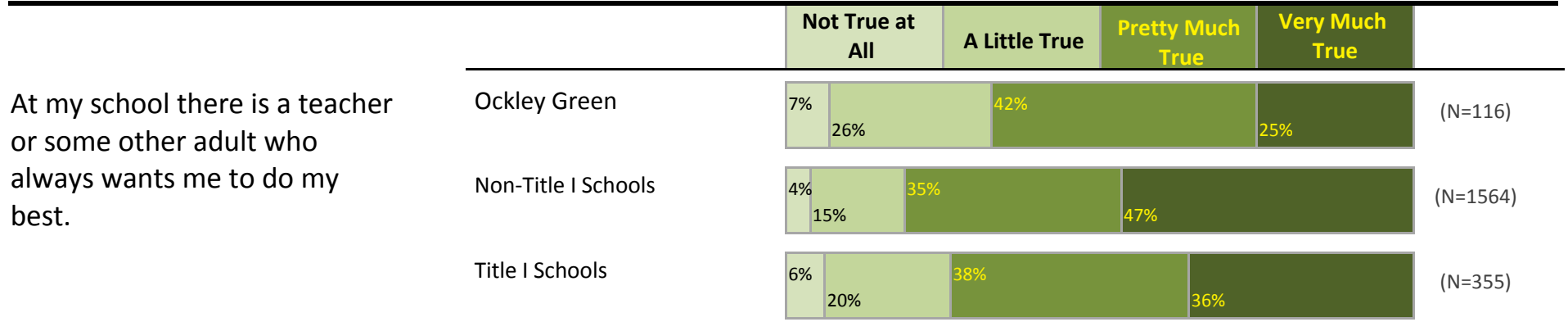
Portland Public Schools Successful Schools Survey Middle Grades Student Responses 2016-17

Ockley Green





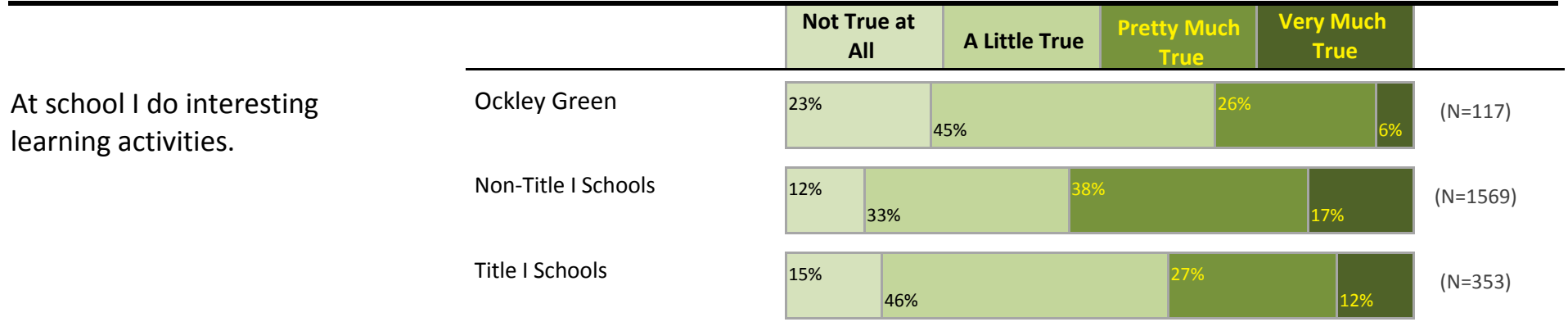
**Portland Public Schools Successful Schools Survey
Middle Grades Student Responses 2016-17**

Ockley Green



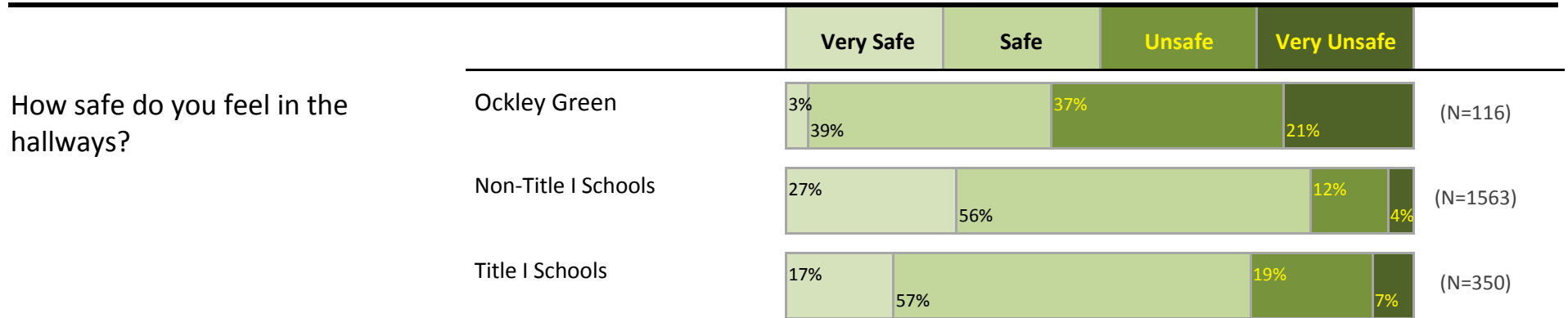
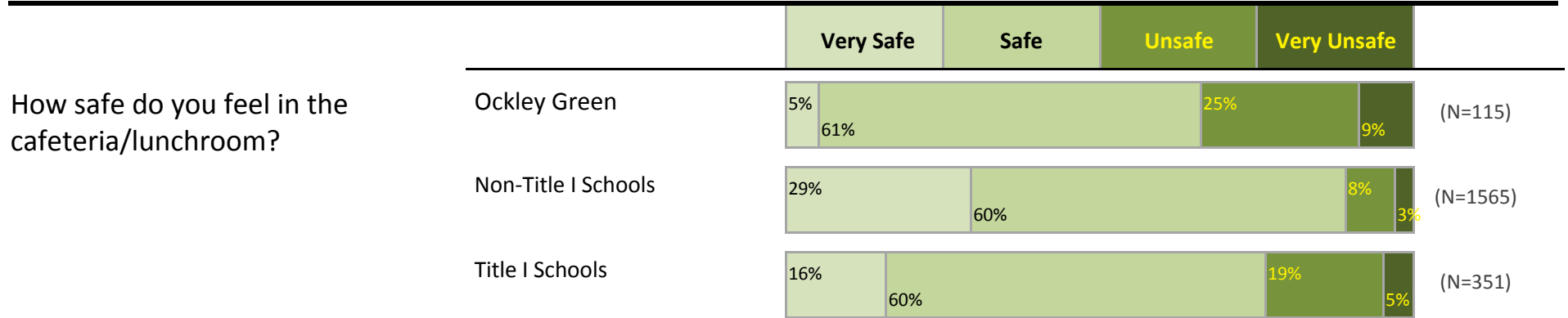

Portland Public Schools Successful Schools Survey Middle Grades Student Responses 2016-17

Ockley Green




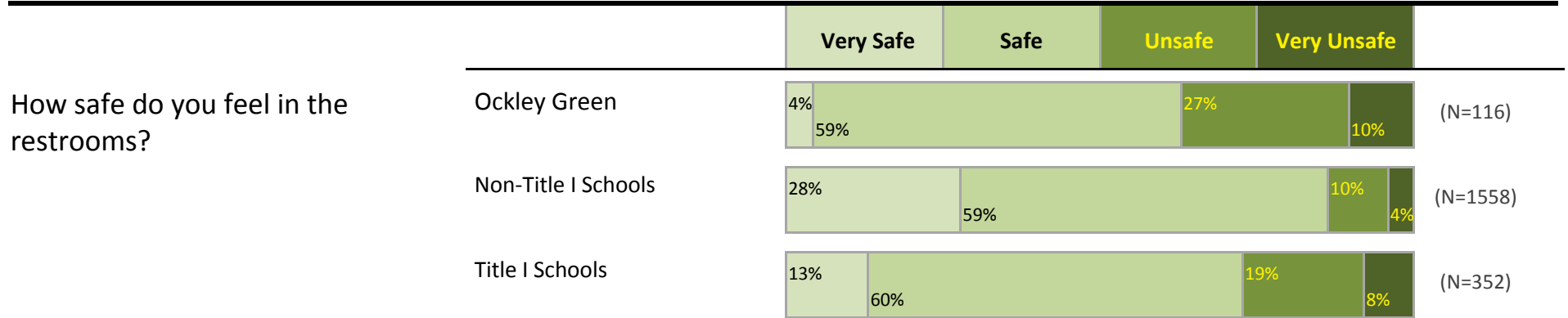

Portland Public Schools Successful Schools Survey Middle Grades Student Responses 2016-17

Ockley Green




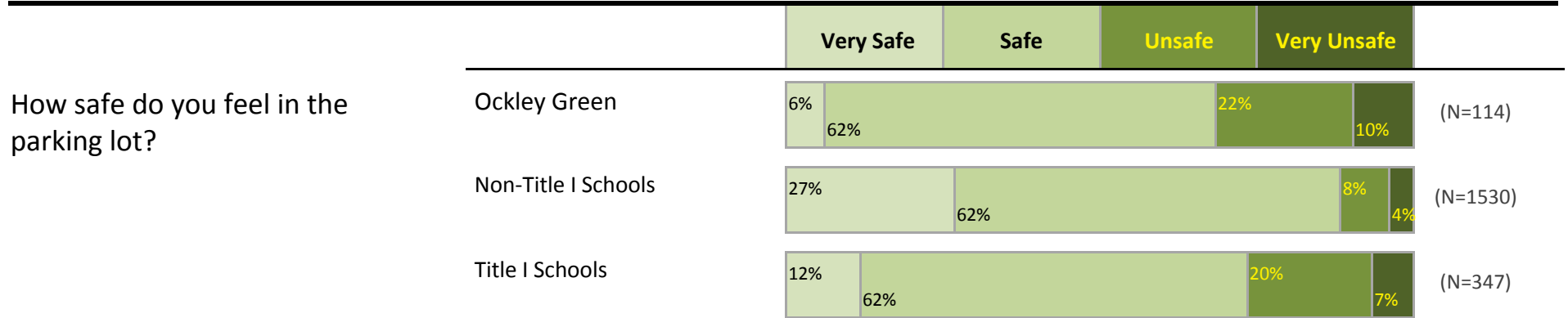

Portland Public Schools Successful Schools Survey Middle Grades Student Responses 2016-17

Ockley Green






**Portland Public Schools Successful Schools Survey
Middle Grades Student Responses 2016-17**

Ockley Green



**Portland Public Schools Successful Schools Survey
Middle Grades Student Responses 2016-17**




Ockley Green



Portland Public Schools Successful Schools Survey




Middle Grades Student Responses 2016-17

Ockley Green



Portland Public Schools Successful Schools Survey Middle Grades Student Responses 2016-17




Ockley Green



Portland Public Schools Successful Schools Survey

Middle Grades Student Responses 2016-17




Ockley Green



Portland Public Schools Successful Schools Survey




Middle Grades Student Responses 2016-17

Ockley Green



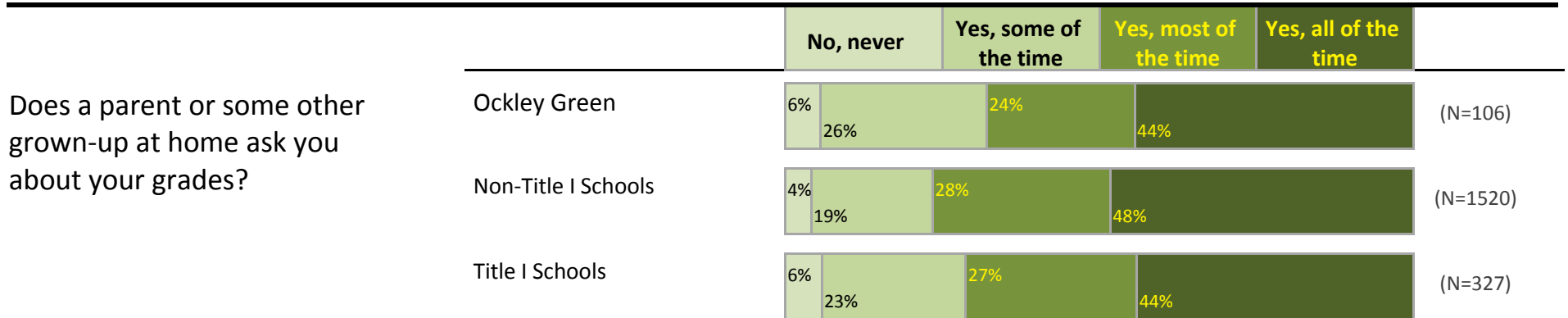
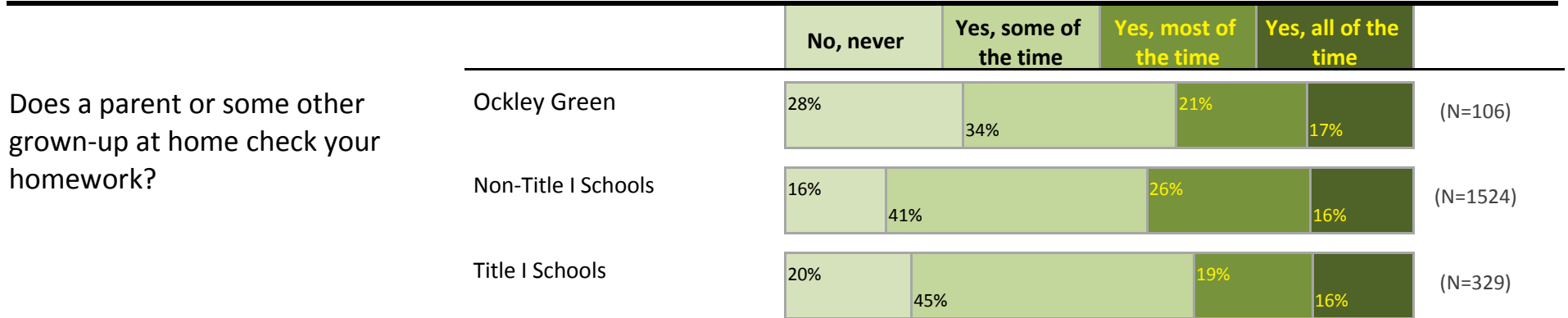
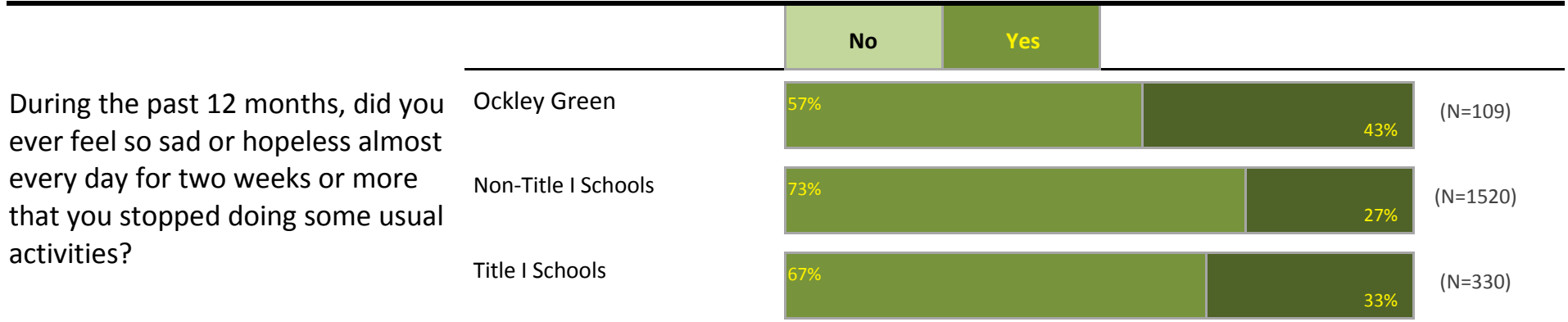
**Portland Public Schools Successful Schools Survey
Middle Grades Student Responses 2016-17**

Ockley Green



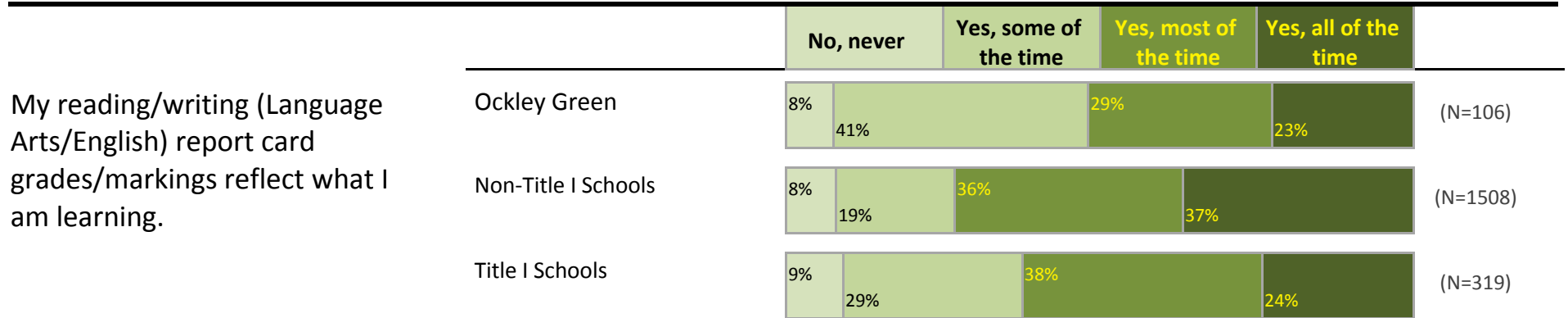
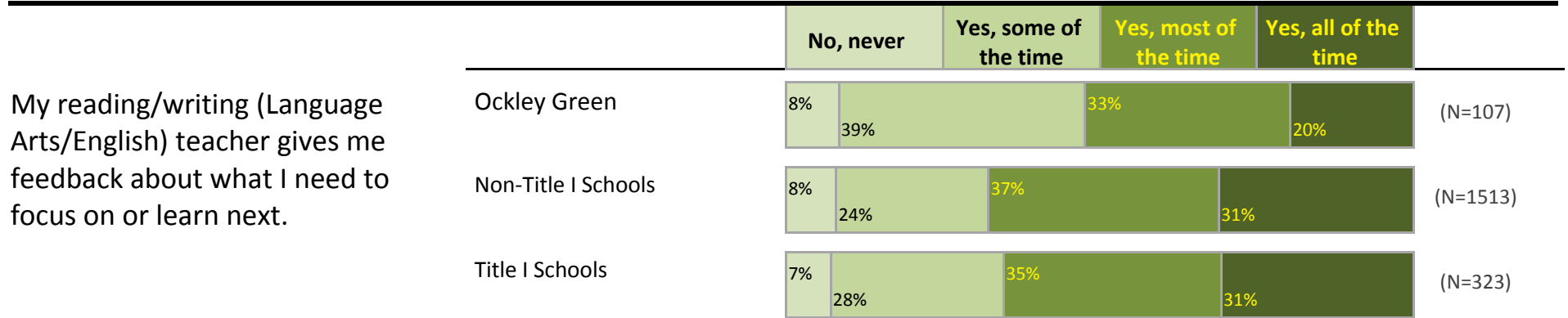
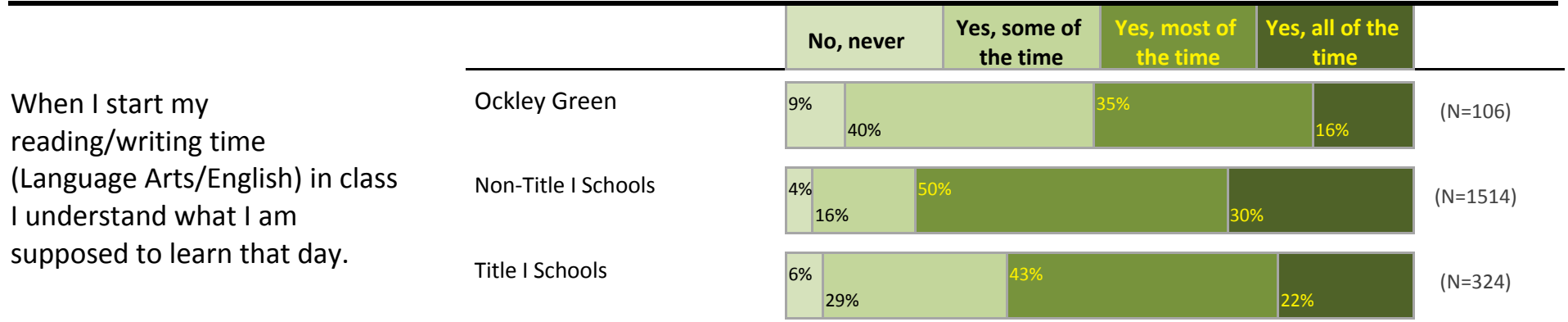
Portland Public Schools Successful Schools Survey Middle Grades Student Responses 2016-17

Ockley Green



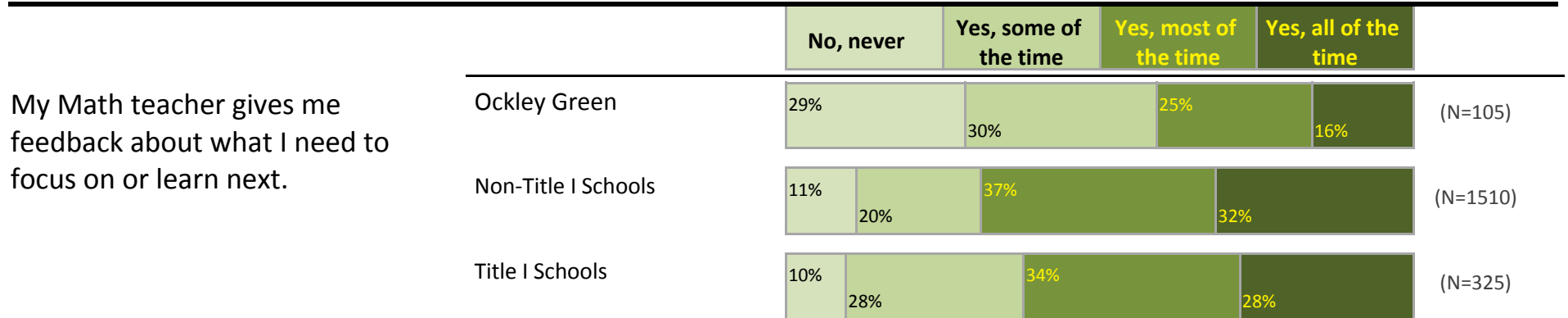
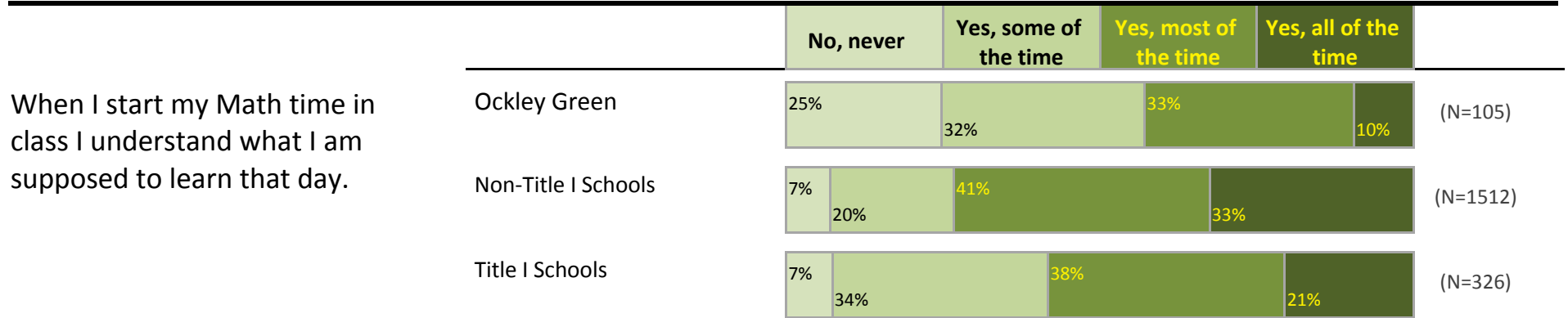
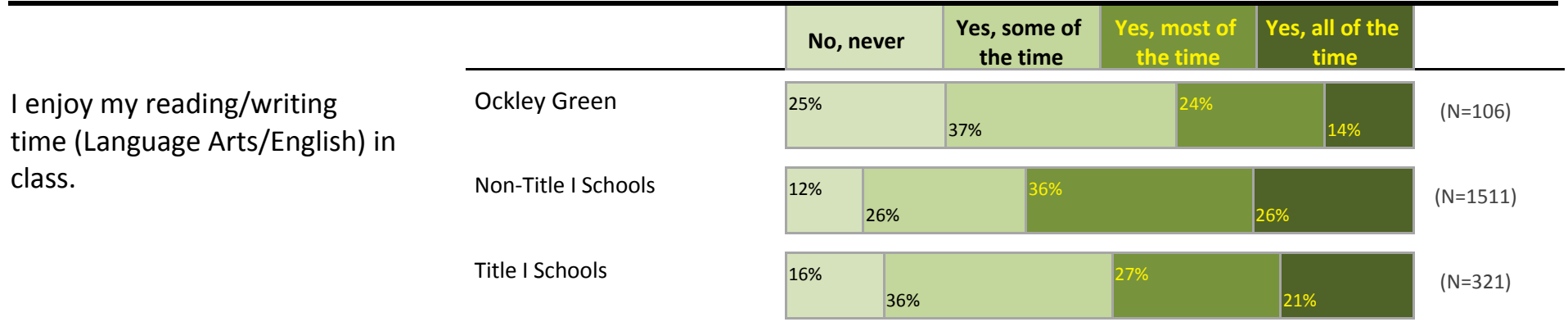
**Portland Public Schools Successful Schools Survey
Middle Grades Student Responses 2016-17**

Ockley Green



**Portland Public Schools Successful Schools Survey
Middle Grades Student Responses 2016-17**


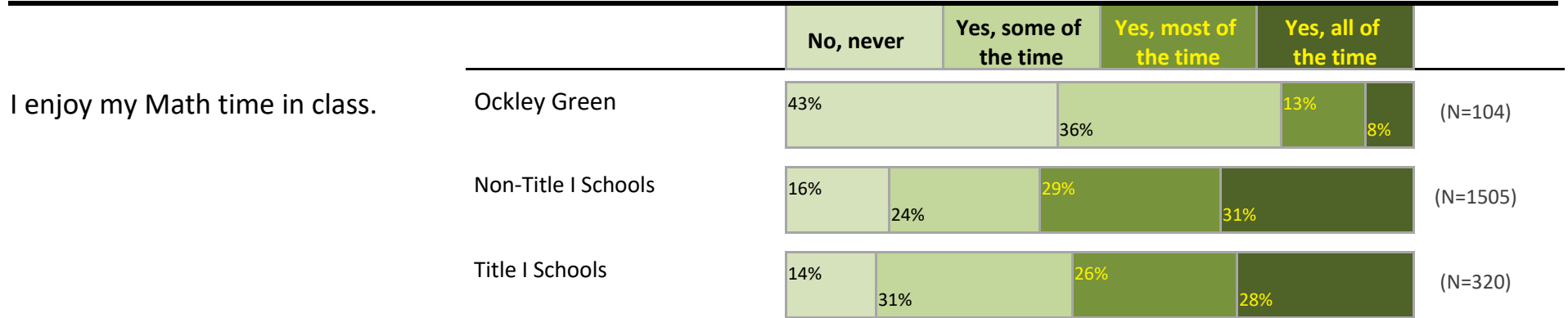
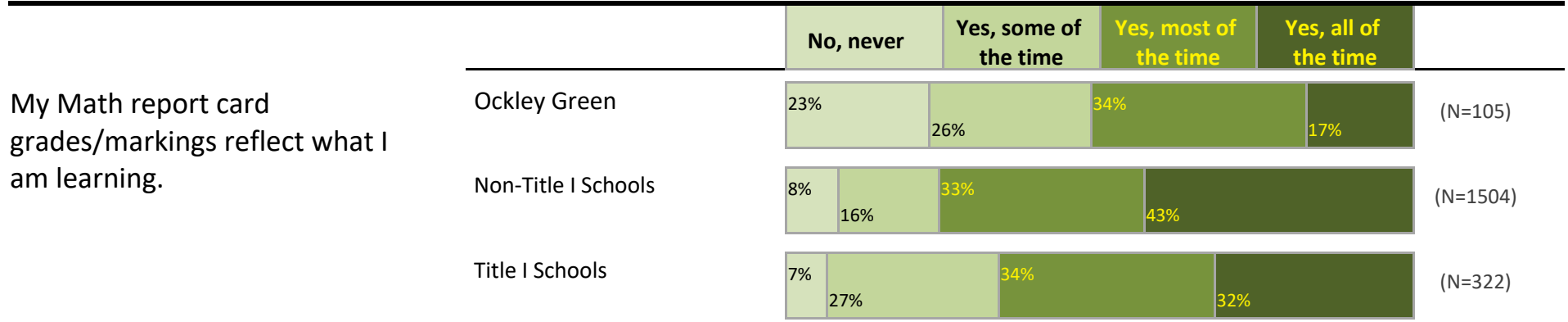
Ockley Green



Portland Public Schools Successful Schools Survey

Middle Grades Student Responses 2016-17

Ockley Green



Portland Public Schools Successful Schools Survey

Middle Grades Student Responses 2016-17

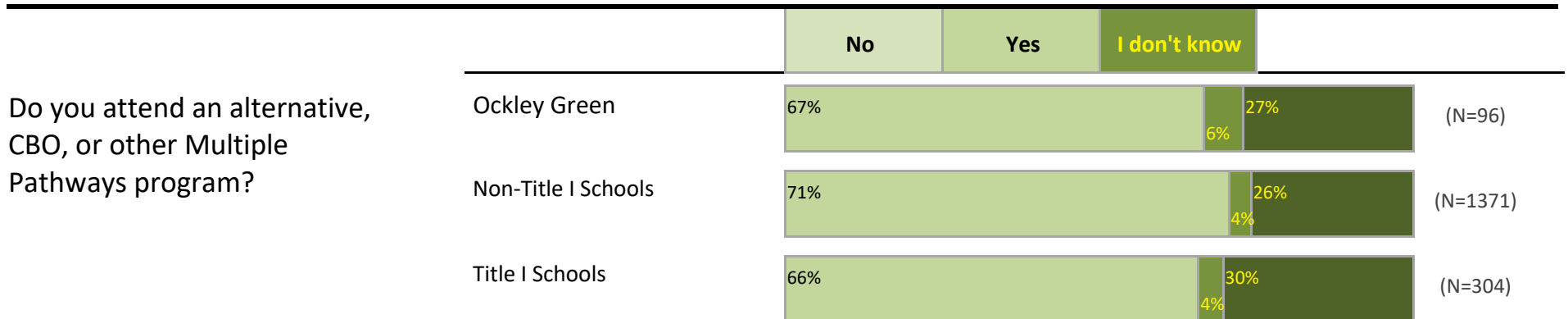
Ockley Green

If you are in an immersion program at this school please select your program (Mark all that apply):

Total Students: 120

(Because students could select more than one category, totals may exceed 100%.)

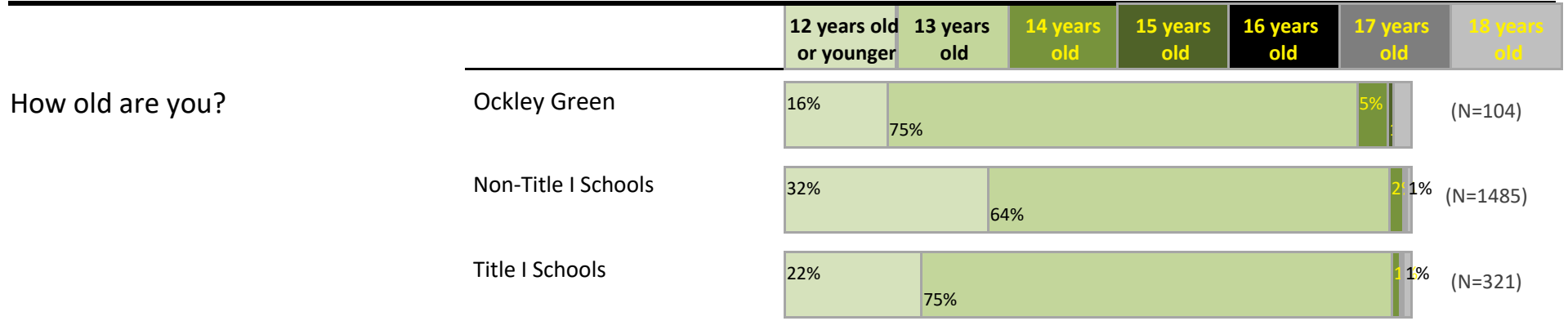
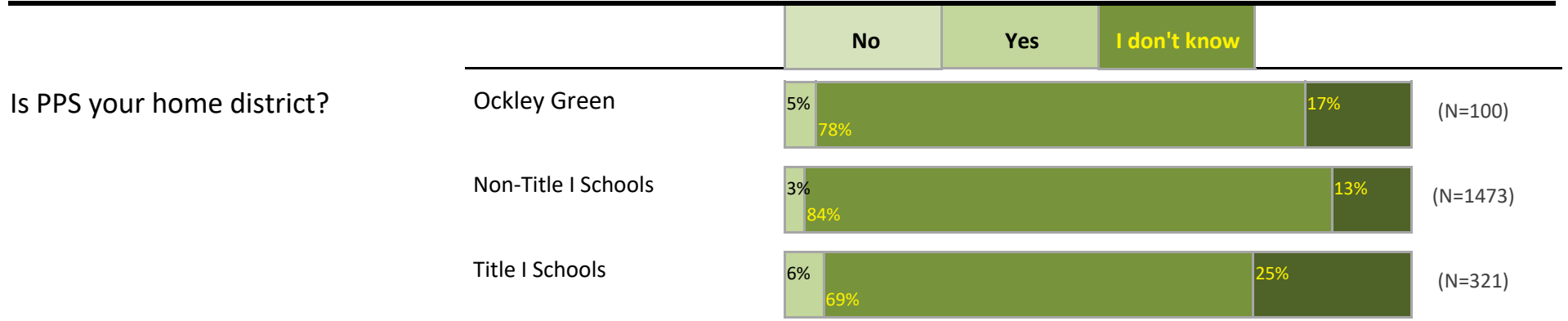
Chinese Immersion	4%
Japanese Immersion	1%
Russian Immersion	2%
Spanish Immersion	29%
Vietnamese Immersion	3%
Other	12%



Portland Public Schools Successful Schools Survey

Middle Grades Student Responses 2016-17

Ockley Green



Portland Public Schools Successful Schools Survey
Middle Grades Student Responses 2016-17

Ockley Green

Below is a list of terms that people often use to describe their gender. How do you describe your gender? (Mark all that apply):

Total Students: 120

(Because students could select more than one category, totals may exceed 100%.)

Male	34%
Female	46%
Transgender	1%
Gender fluid/Non-binary	4%
Another gender identity not listed	4%

Portland Public Schools Successful Schools Survey
Middle Grades Student Responses 2016-17

Ockley Green

Below is a list of terms that people often use to describe their sexuality or sexual orientation. How do you describe your sexuality or sexual orientation? (Mark all that apply)

Total Students: 120

(Because students could select more than one category, totals will exceed 100%.)

Heterosexual (straight)	41%
Gay	1%
Lesbian	3%
Bisexual/Pansexual	11%
Queer	2%
Not sure or Questioning	10%
Decline to respond	7%
Other	1%
Blank	30%

Portland Public Schools Successful Schools Survey

Middle Grades Student Responses 2016-17

Ockley Green

What races/ethnicities do you consider yourself?

Total Students: 120

(Because students could select more than one category, totals will exceed 100%.)

African American	13%
African	2%
Burundian	0%
Eritrean	0%
Ethiopian	0%
Somali	2%
Other African	0%
Other Black	
Caribbean Islands	0%
Other Black	2%
American Indian/Alaska Native	1%
Alaska Native	0%
Burns Paiute Tribe	2%
Confederated Tribes of the Coos, Lower Umpqua & Siuslaw Indians	0%
Confederated Tribes of the Grand Ronde Community of Oregon	0%
Confederated Tribes of Siletz Indians	0%
Confederated Tribes of the Umatilla Indian Reservation Indians	0%
Confederated Tribes of Warm Springs	0%
Coquille Indian Tribe	0%

American Indian/Alaska Native (continued)	
Cow Creek Band of Umpqua Tribe of Indians	0%
Klamath Tribes	0%
Other American Indian Tribe/Nation	4%
Native/Indigenous to Canada	0%
Asian	1%
Asian Indian	1%
Burmese	0%
Cambodian	1%
Chinese	2%
Filipino	0%
Hmong	0%
Japanese	1%
Karen	0%
Korean	1%
Laotian	0%
Mien	0%
Nepali	0%
Thai	1%
Tibetan	0%
Vietnamese	3%
Other Asian	2%

Portland Public Schools Successful Schools Survey

Middle Grades Student Responses 2016-17

Ockley Green

What races/ethnicities do you consider yourself?

Total Students: 120

(Because students could select more than one category, totals will exceed 100%.)

Hispanic/Latino	8%
Caribbean Islands	0%
Central American Countries	1%
Indigenous Mexican, Central American or South American	1%
Mexican	10%
South American Countries	2%
Other Hispanic/Latino	3%
Middle Eastern/North African	0%
Pacific Islander	2%
Chuukese	0%
Guamanian or Chamorro	0%
Micronesia	2%
Native Hawaiian	1%
Samoan	1%
Tongan	2%
Other Pacific Islander	2%
White	28%
Romanian	1%
Russian	3%
Ukrainian	2%
European Countries	16%
Other White	7%
Blank	23%

Portland Public Schools Successful Schools Survey

Middle Grades Student Responses 2016-17

Number of Survey Responses by School

ACCESS	56	Lent*	55
Arleta	0	Martin Luther King Jr*	8
Astor	0	Marysville*	30
Beaumont	0	Metro. Learning Center	0
Beverly Cleary	0	Mt Tabor	140
Boise-Eliot/Humboldt*	0	Ockley Green	120
Bridger*	0	Odyssey at East Sylvan	20
César Chávez*	3	Open School	33
Creative Science	53	Portland Village School	0
Creston*	27	Robert Gray	150
da Vinci Arts	131	Roseway Heights	0
Faubion*	31	Sabin	0
George*	96	Sellwood	92
Harrison Park*	28	Skyline	0
Hayhurst	0	Sunnyside Environmental	58
Hosford	178	Trillium	0
Irvington	1	Vernon	0
Jackson	180	Vestal*	0
Lane*	0	West Sylvan	243
Laurelhurst	64	Winterhaven	62
Lee*	55		

Reports were not produced for schools with fewer than 6 responses.

**Title I school in survey year.*