
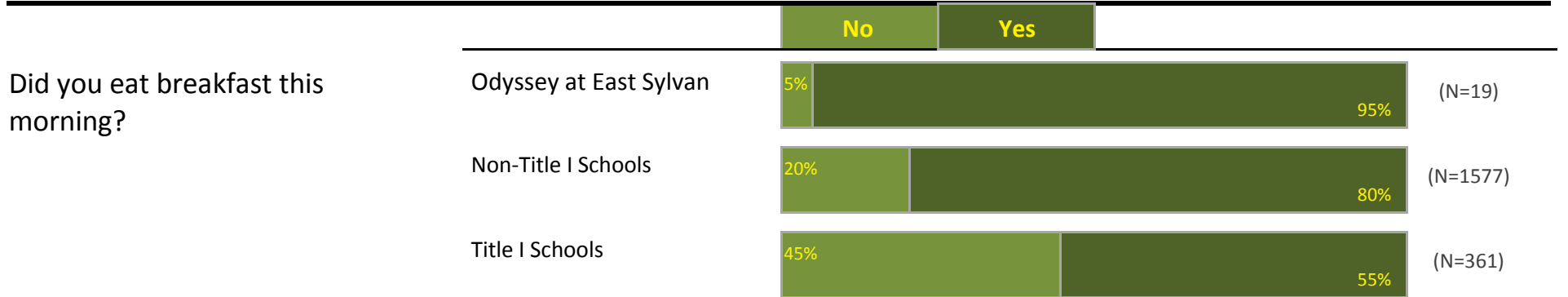
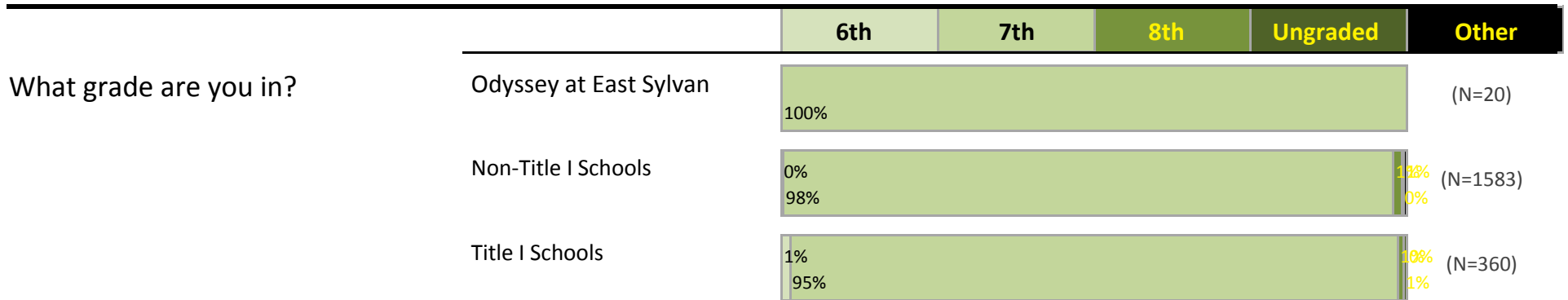


Portland Public Schools Successful Schools Survey

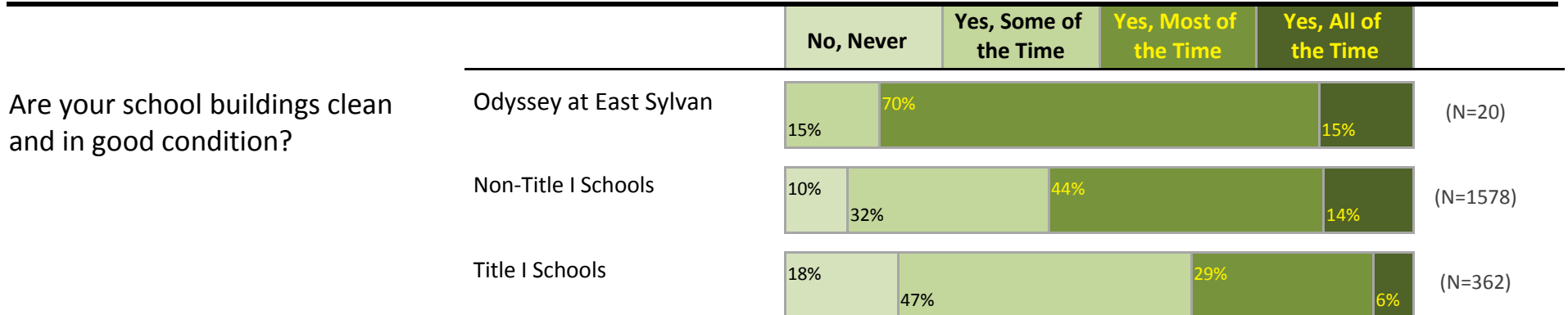


Middle Grades Student Responses 2016-17

Odyssey at East Sylvan



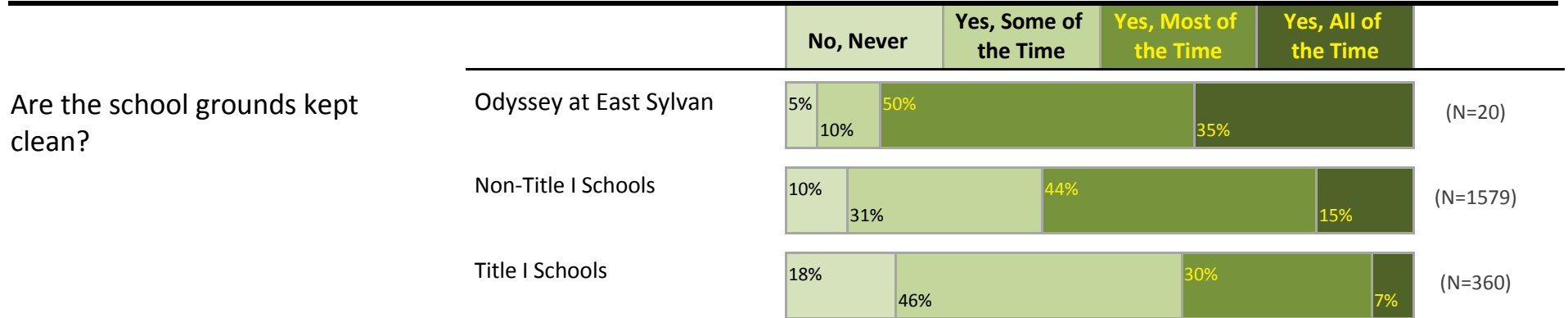
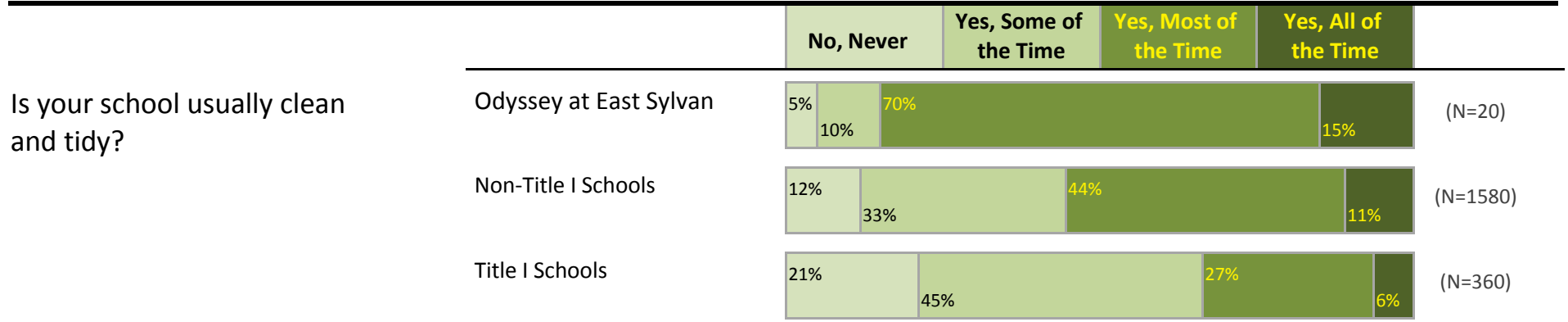
Portland Public Schools Successful Schools Survey Middle Grades Student Responses 2016-17

Odyssey at East Sylvan



Portland Public Schools Successful Schools Survey Middle Grades Student Responses 2016-17

Odyssey at East Sylvan



Portland Public Schools Successful Schools Survey
Middle Grades Student Responses 2016-17

Odyssey at East Sylvan

In the past 30 days, did you miss school for any of the following reasons?

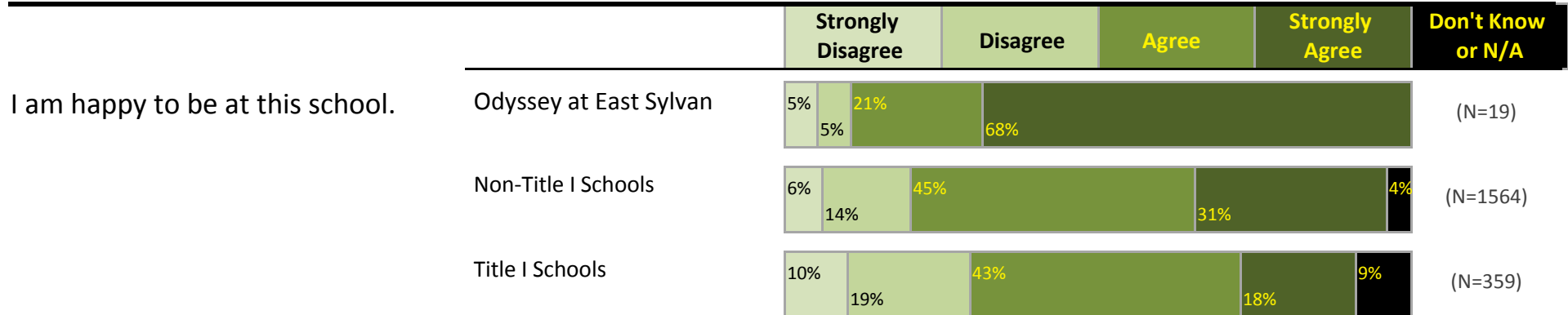
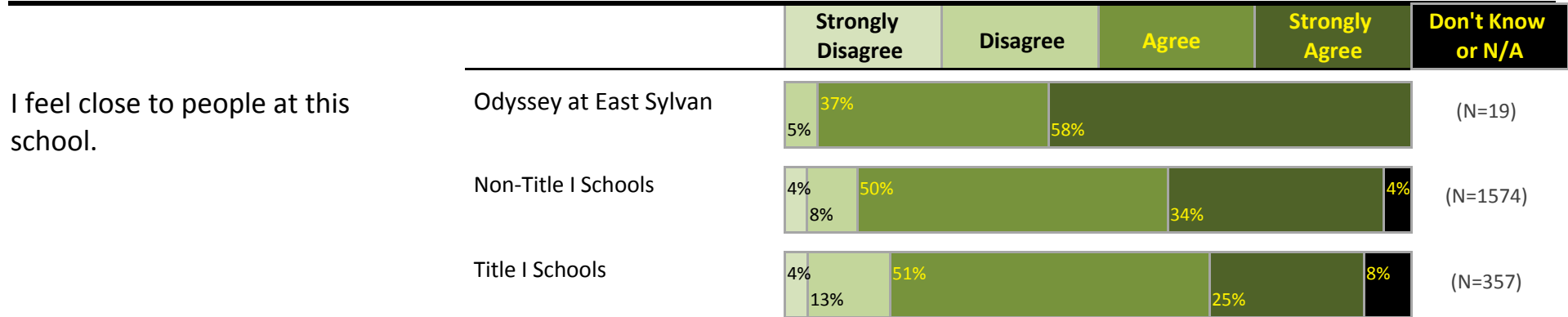
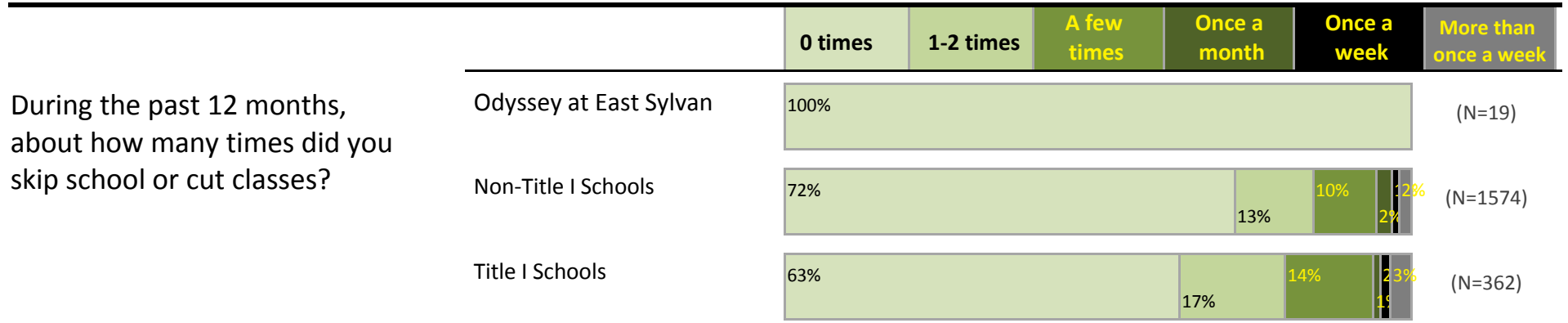
Total Students: 20

(Because students could select more than one category, totals will exceed 100%.)

| | |
|--|-----|
| Does not apply, I didn't miss any school. | 25% |
| Illness (feeling physically sick), including problems with breathing or your teeth. | 75% |
| Felt very sad, hopeless, anxious, stressed, or angry. | 10% |
| Didn't get enough sleep. | 0% |
| Didn't feel safe at school. | 0% |
| Had to work. | 0% |
| Had to take care of or help a family member or friend. | 0% |
| Wanted to spend time with friends who don't go to your school. | 0% |
| Wanted to use alcohol or drugs. | 0% |
| Were behind in schoolwork or weren't prepared for a test or class assignment. | 0% |
| Were bored with or uninterested in school. | 0% |
| Were suspended. | 0% |
| Other reason. | 0% |
| Blank | 0% |

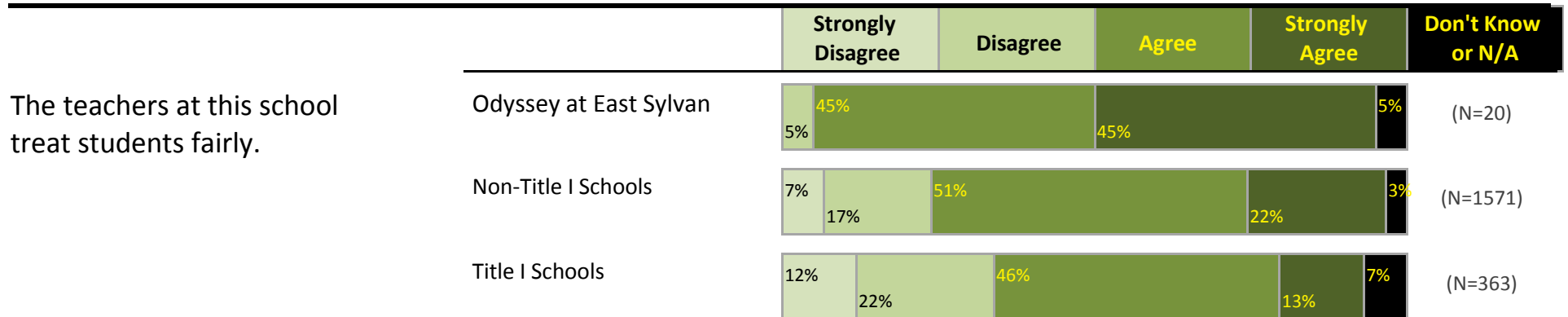

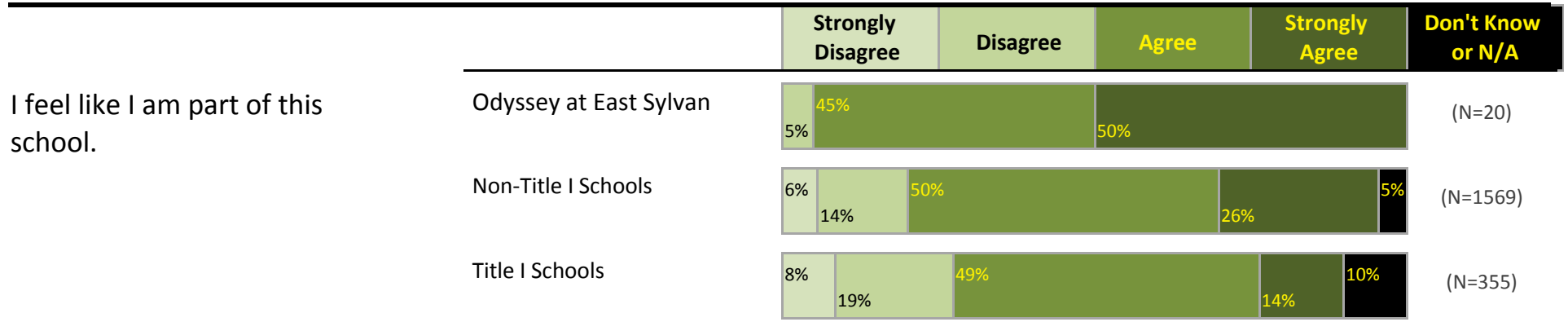
Portland Public Schools Successful Schools Survey Middle Grades Student Responses 2016-17

Odyssey at East Sylvan



Portland Public Schools Successful Schools Survey Middle Grades Student Responses 2016-17

Odyssey at East Sylvan




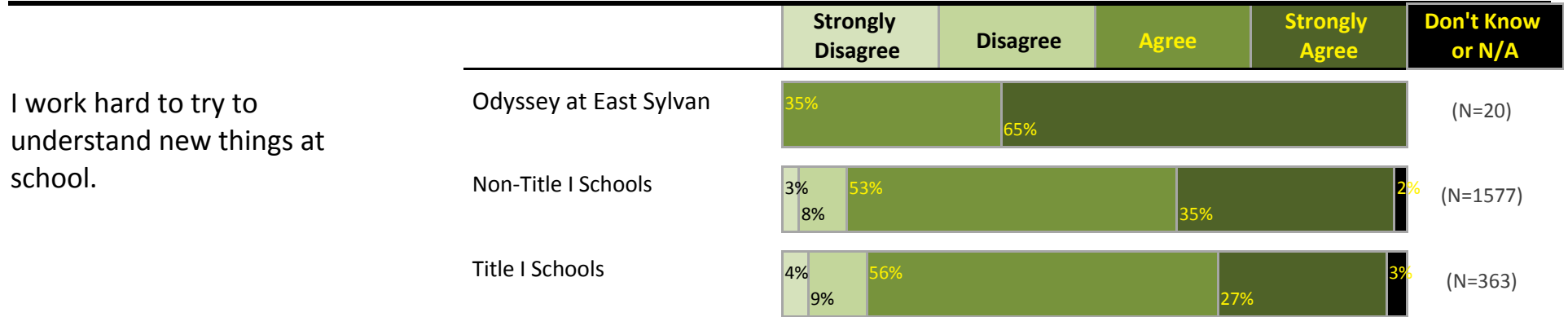
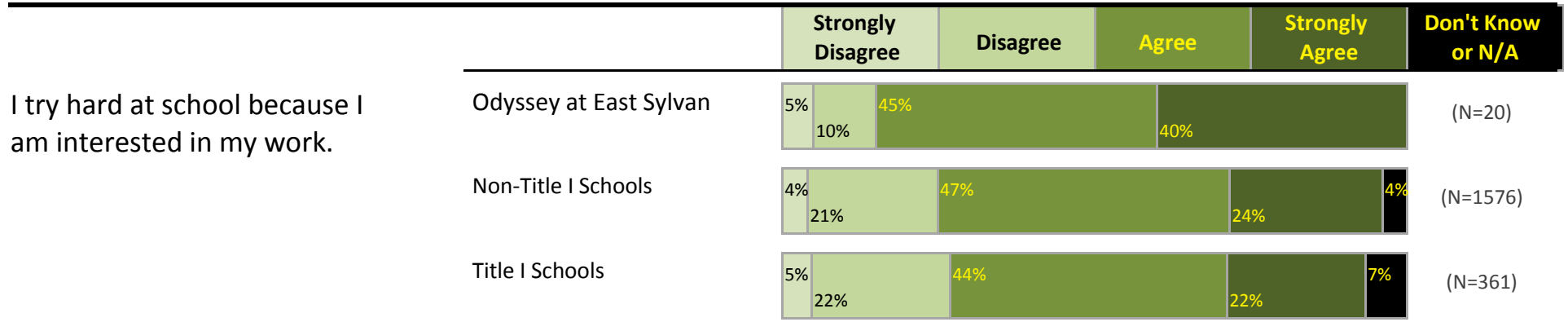
Portland Public Schools Successful Schools Survey Middle Grades Student Responses 2016-17

Odyssey at East Sylvan

| | | Strongly Disagree | Disagree | Agree | Strongly Agree | Don't Know or N/A | |
|--|------------------------|-------------------|----------|-------|----------------|-------------------|----------|
| The principal(s) at this school treat students fairly. | Odyssey at East Sylvan | | | | | (N=20) | |
| | Non-Title I Schools | 7% | 13% | 44% | 31% | 5% | (N=1571) |
| | Title I Schools | 8% | 14% | 44% | 25% | 9% | (N=360) |
| | | Strongly Disagree | Disagree | Agree | Strongly Agree | Don't Know or N/A | |
| I feel safe in my school. | Odyssey at East Sylvan | | | | | (N=19) | |
| | Non-Title I Schools | 4% | 10% | 53% | 30% | 4% | (N=1576) |
| | Title I Schools | 8% | 18% | 52% | 13% | 9% | (N=364) |
| | | Strongly Disagree | Disagree | Agree | Strongly Agree | Don't Know or N/A | |
| I try hard to make sure that I am good at my schoolwork. | Odyssey at East Sylvan | | | | | (N=20) | |
| | Non-Title I Schools | 2% | 4% | 43% | 49% | 1% | (N=1568) |
| | Title I Schools | 2% | 9% | 47% | 40% | 3% | (N=361) |

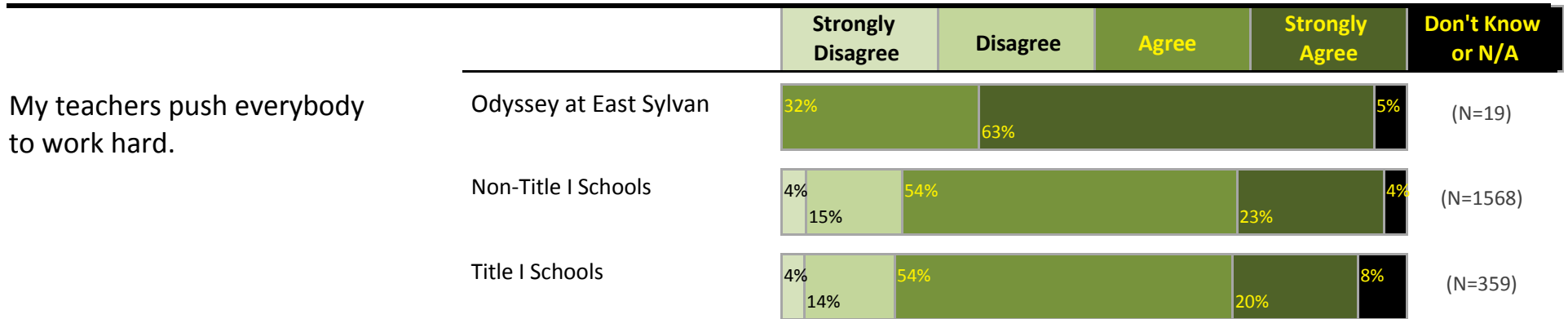
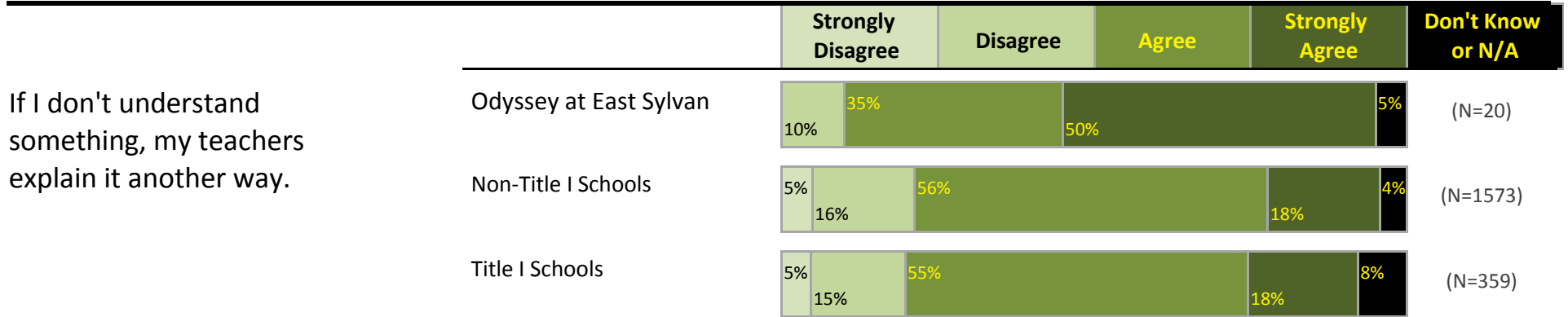

Portland Public Schools Successful Schools Survey Middle Grades Student Responses 2016-17

Odyssey at East Sylvan






Portland Public Schools Successful Schools Survey Middle Grades Student Responses 2016-17

Odyssey at East Sylvan



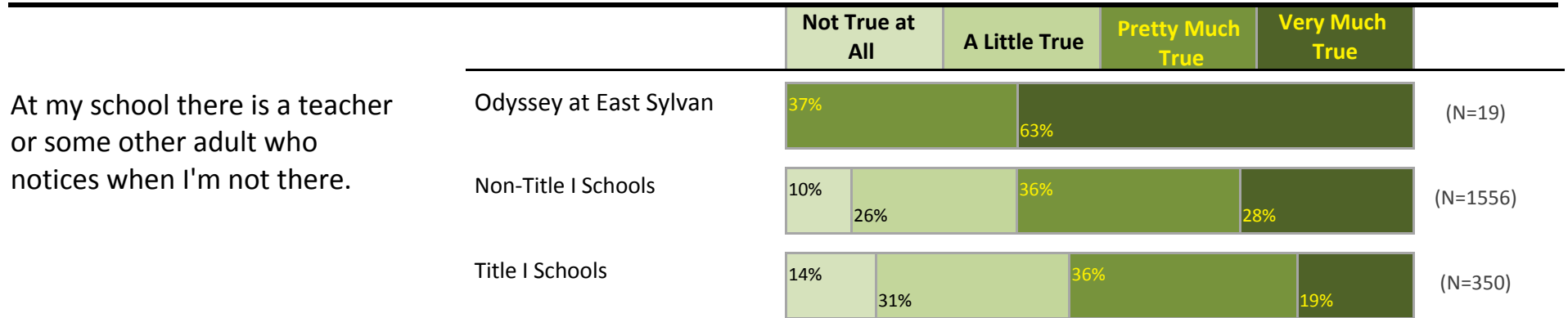
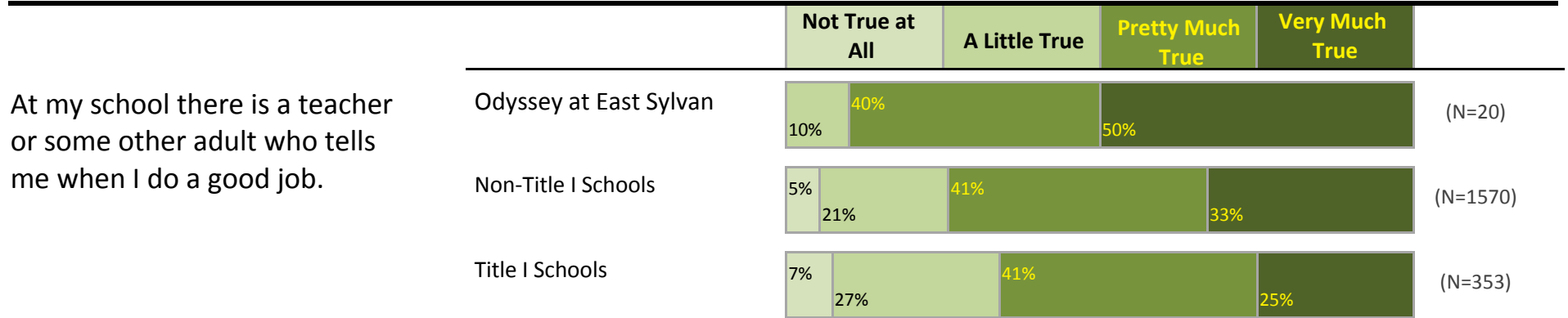
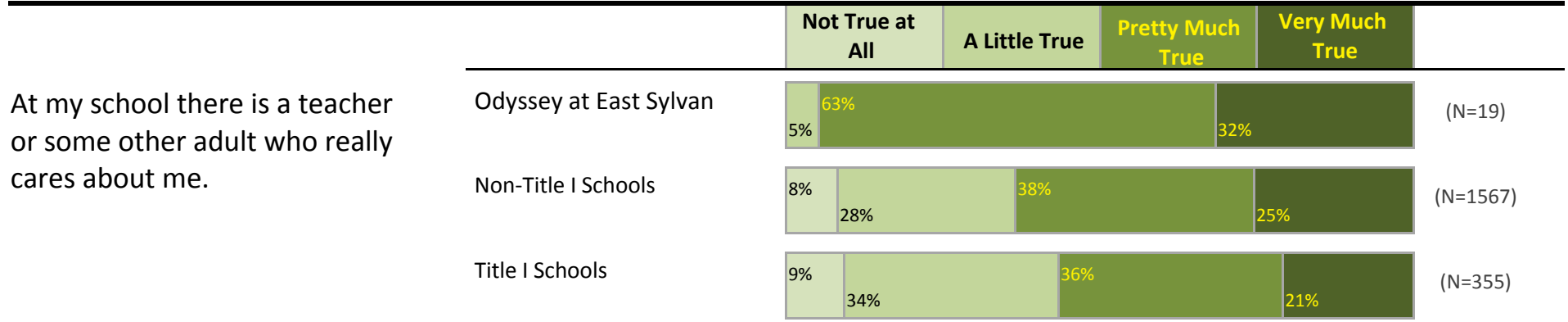
Portland Public Schools Successful Schools Survey Middle Grades Student Responses 2016-17

Odyssey at East Sylvan



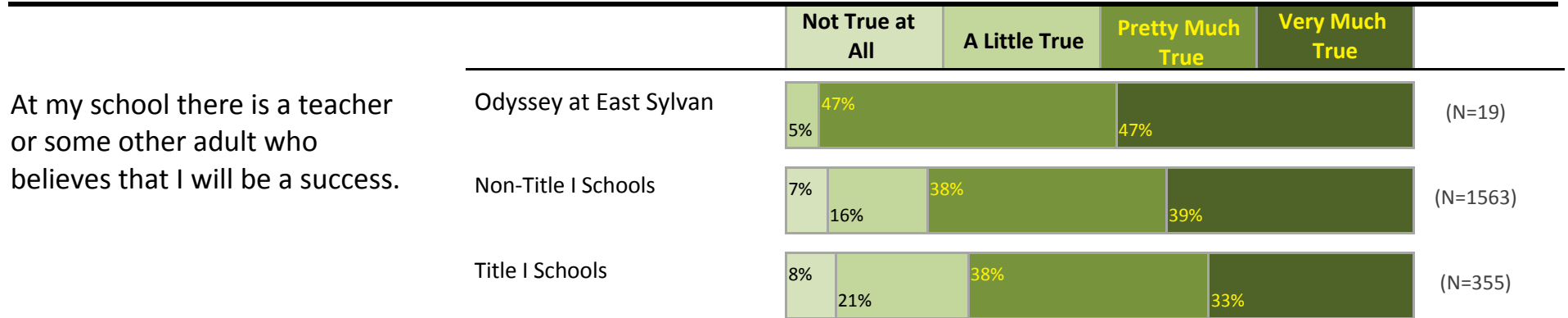
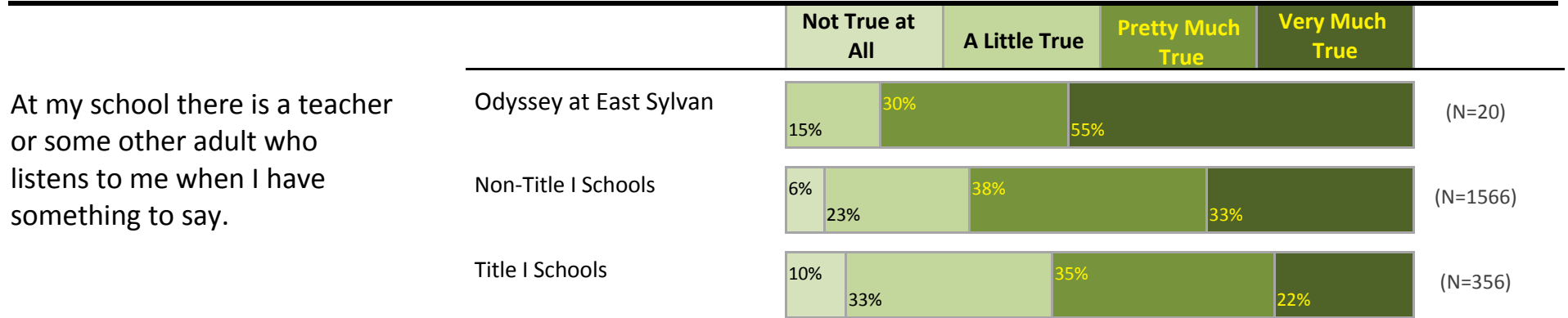
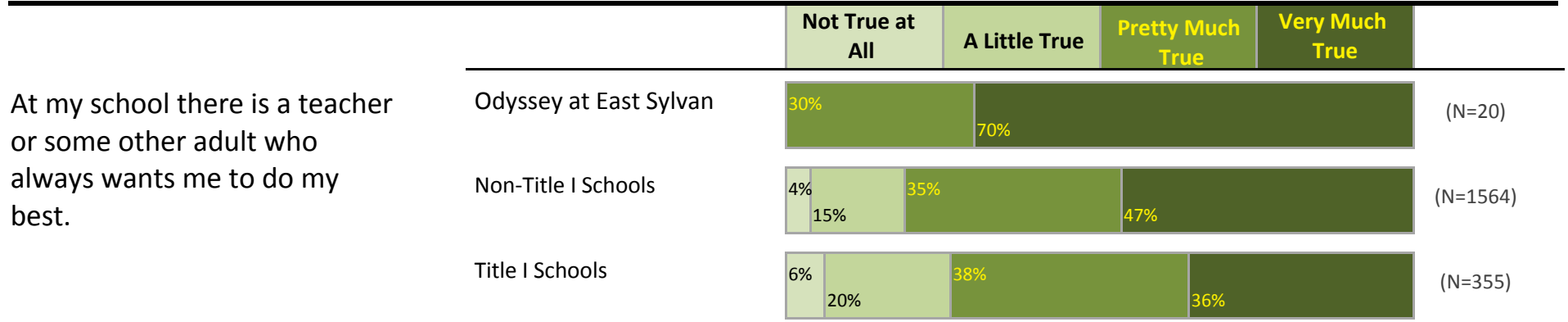
Portland Public Schools Successful Schools Survey Middle Grades Student Responses 2016-17

Odyssey at East Sylvan





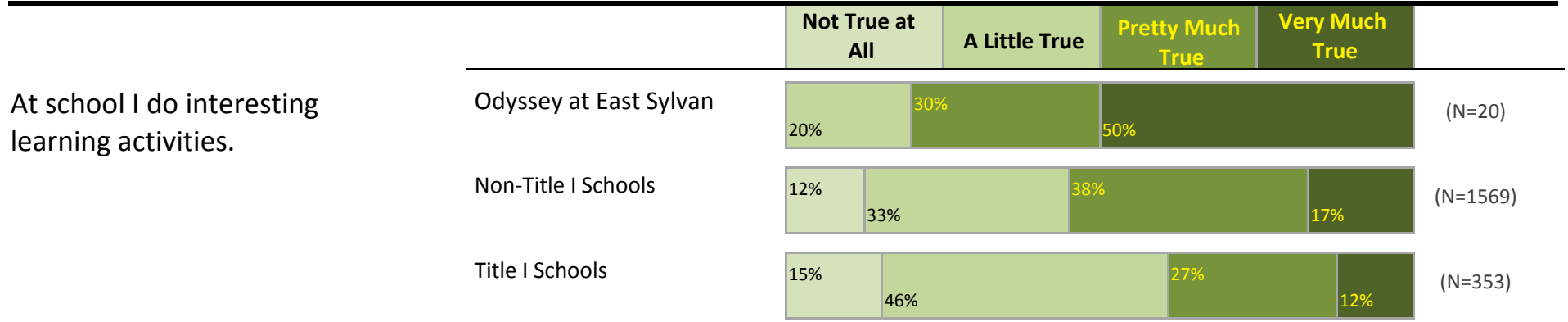
Portland Public Schools Successful Schools Survey Middle Grades Student Responses 2016-17

Odyssey at East Sylvan



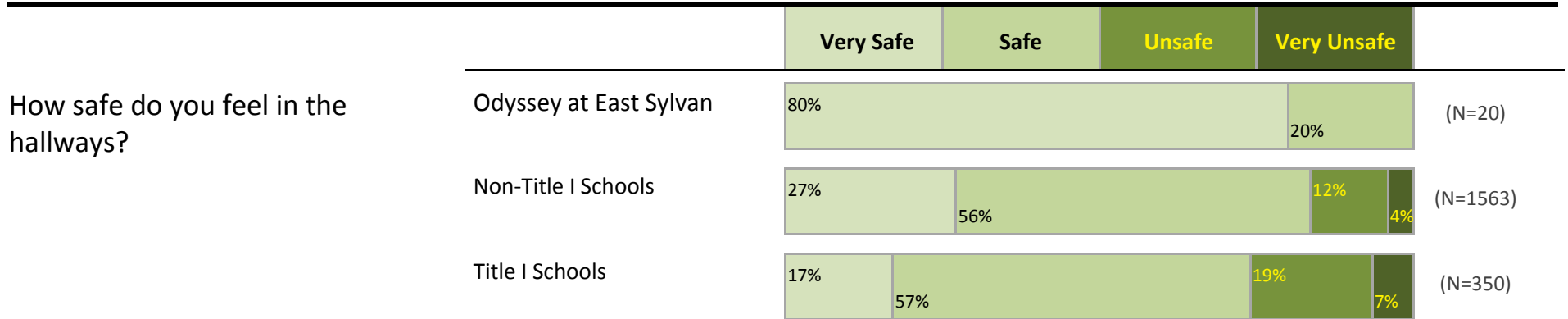
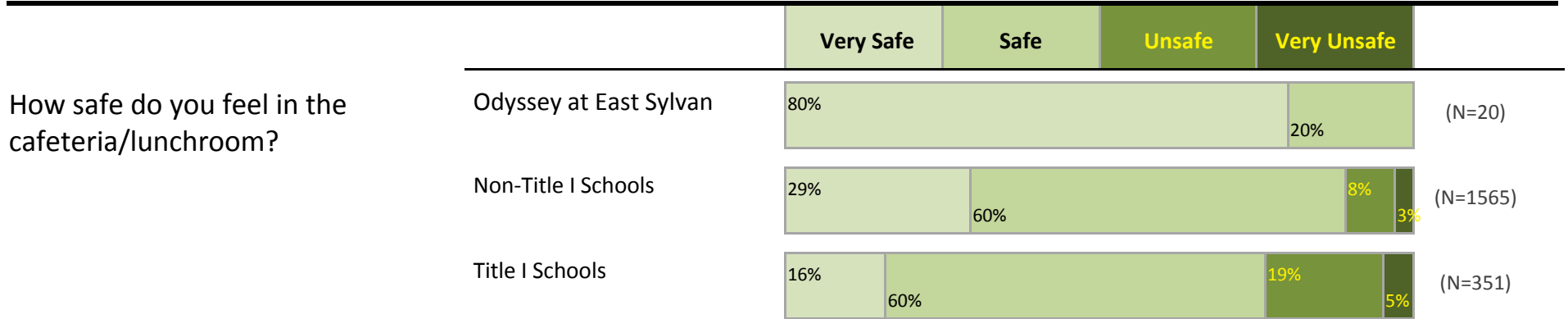
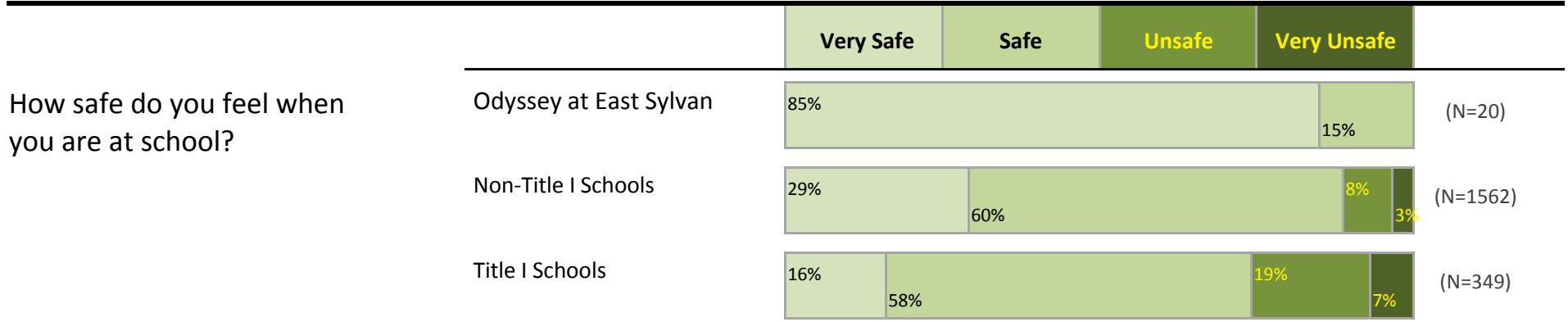
Portland Public Schools Successful Schools Survey Middle Grades Student Responses 2016-17

Odyssey at East Sylvan



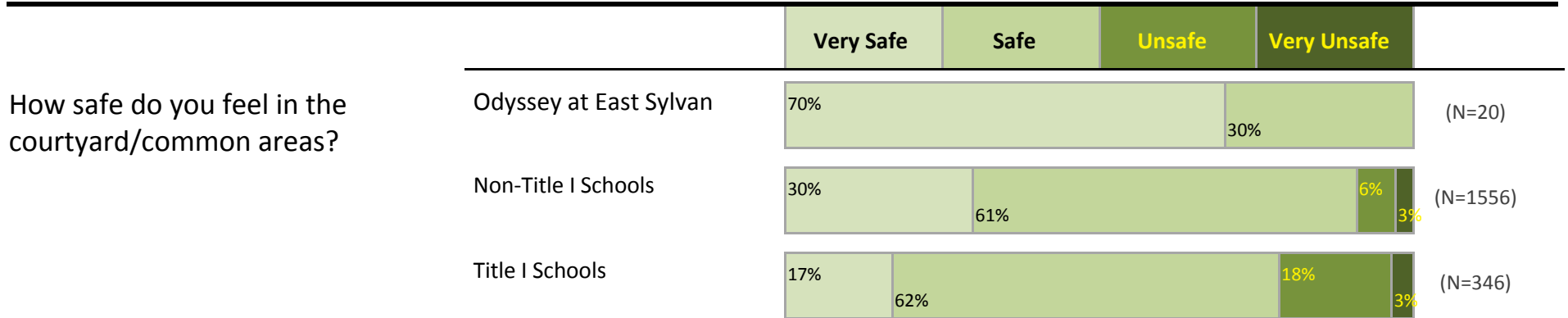
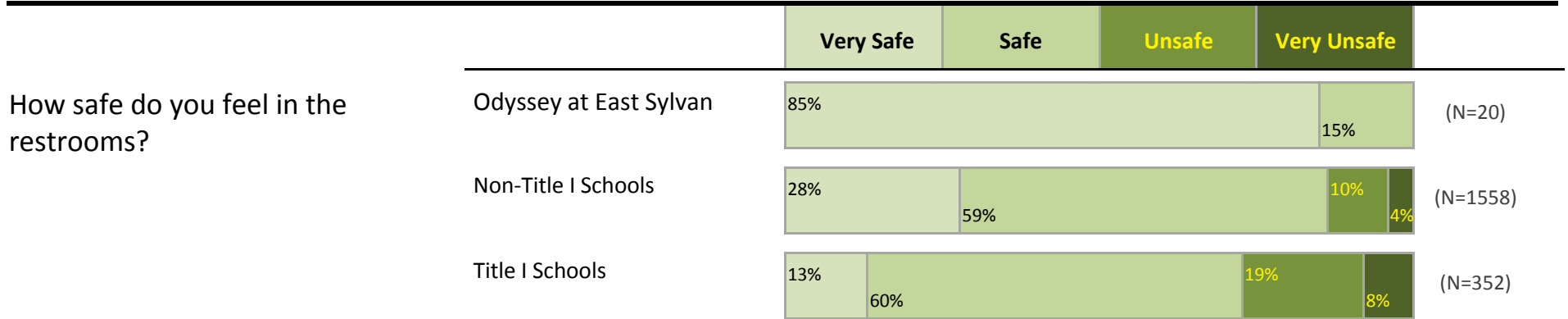
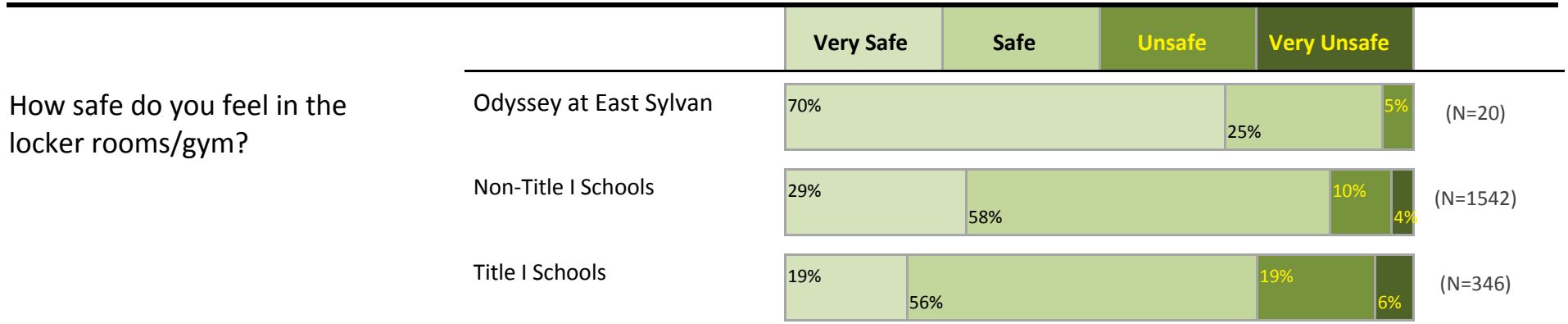
Portland Public Schools Successful Schools Survey Middle Grades Student Responses 2016-17

Odyssey at East Sylvan



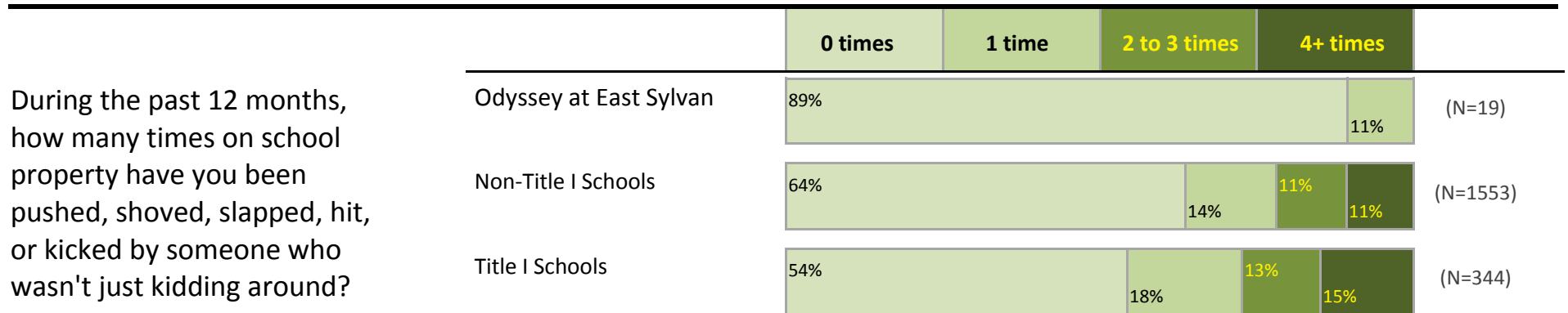
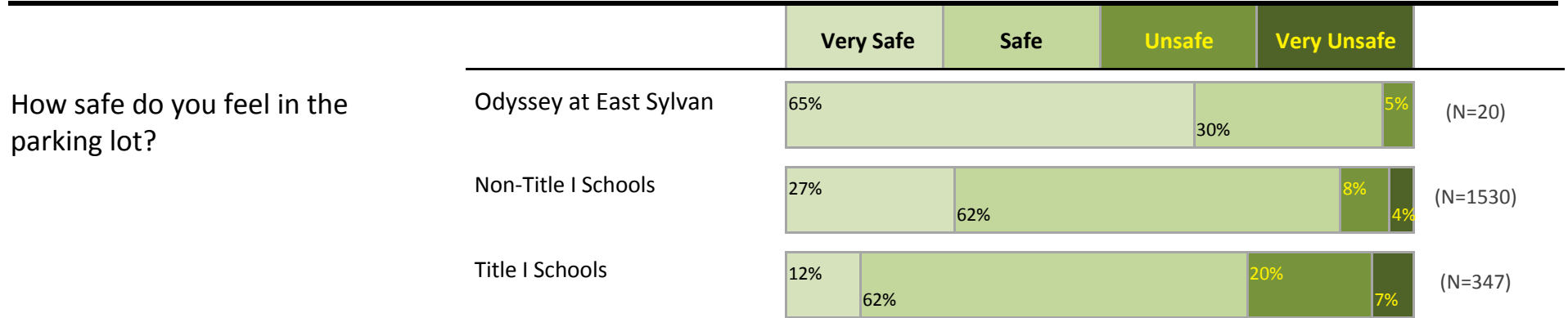
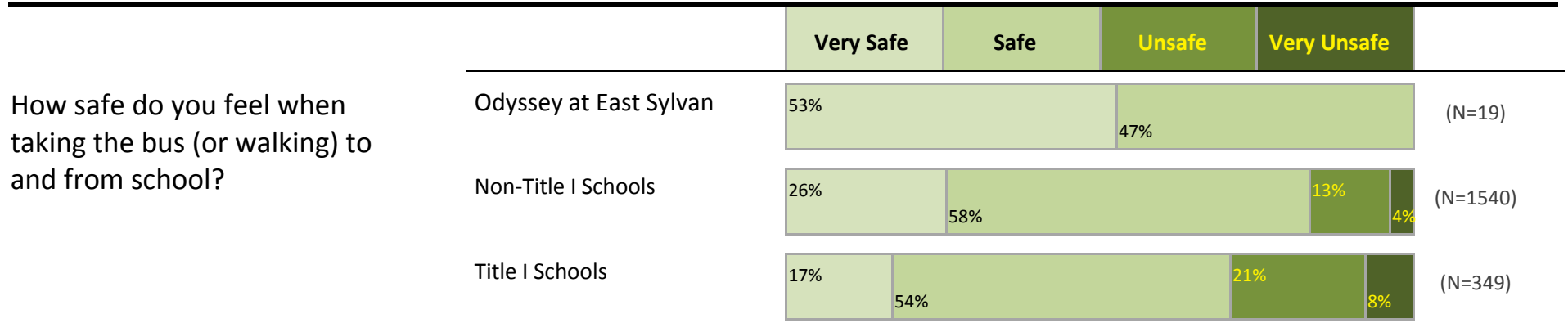
Portland Public Schools Successful Schools Survey Middle Grades Student Responses 2016-17

Odyssey at East Sylvan






Portland Public Schools Successful Schools Survey Middle Grades Student Responses 2016-17

Odyssey at East Sylvan






Portland Public Schools Successful Schools Survey Middle Grades Student Responses 2016-17

Odyssey at East Sylvan



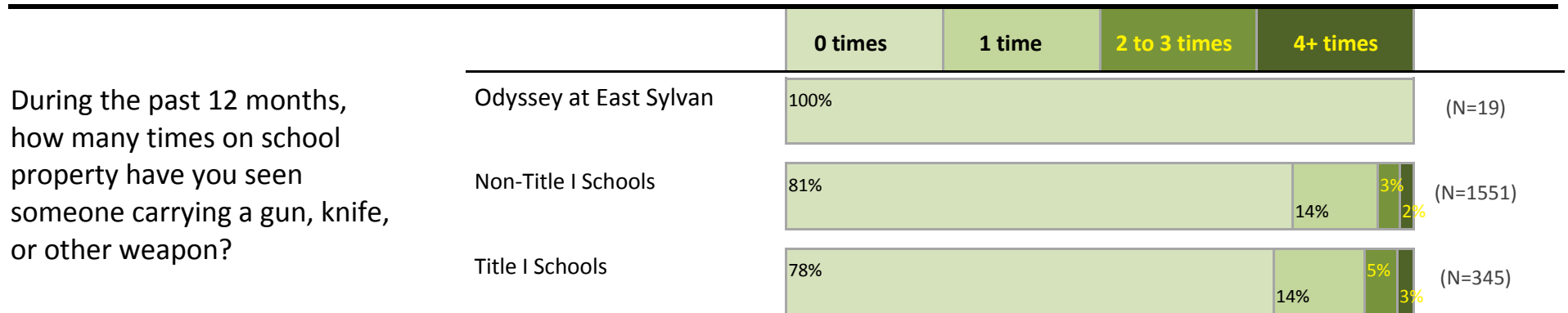

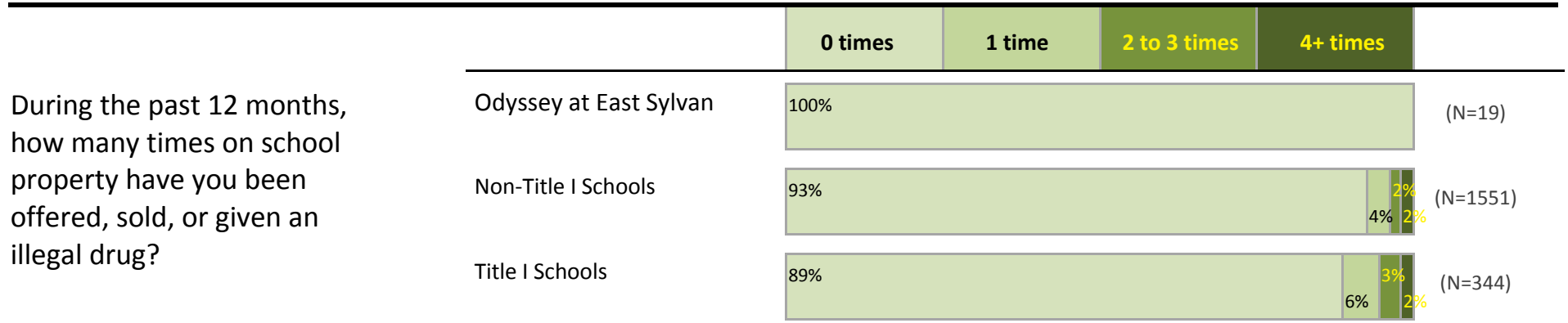
**Portland Public Schools Successful Schools Survey
Middle Grades Student Responses 2016-17**

Odyssey at East Sylvan






Portland Public Schools Successful Schools Survey Middle Grades Student Responses 2016-17

Odyssey at East Sylvan



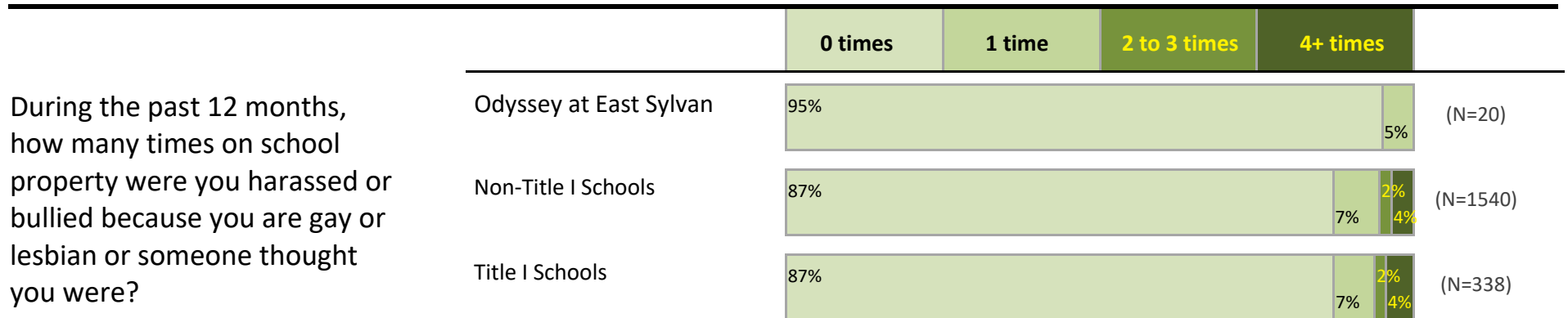

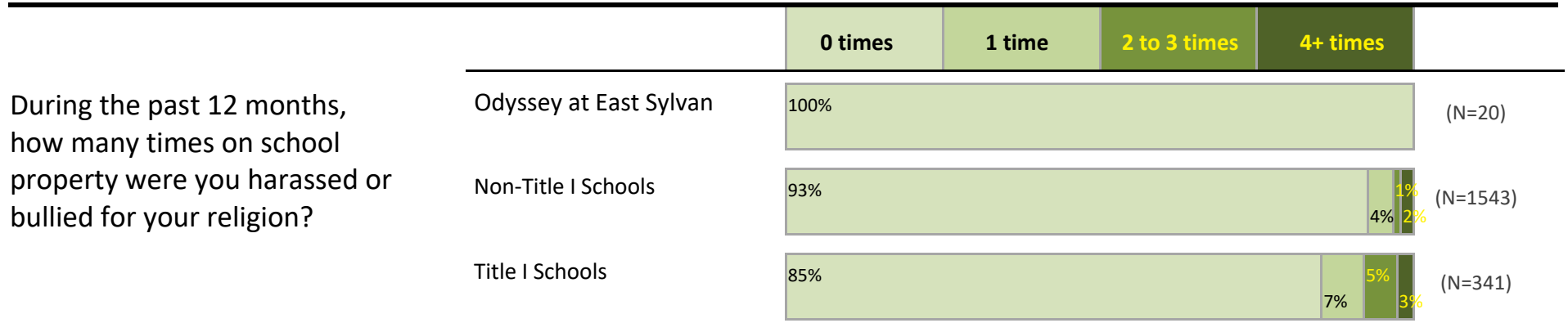
Portland Public Schools Successful Schools Survey Middle Grades Student Responses 2016-17

Odyssey at East Sylvan





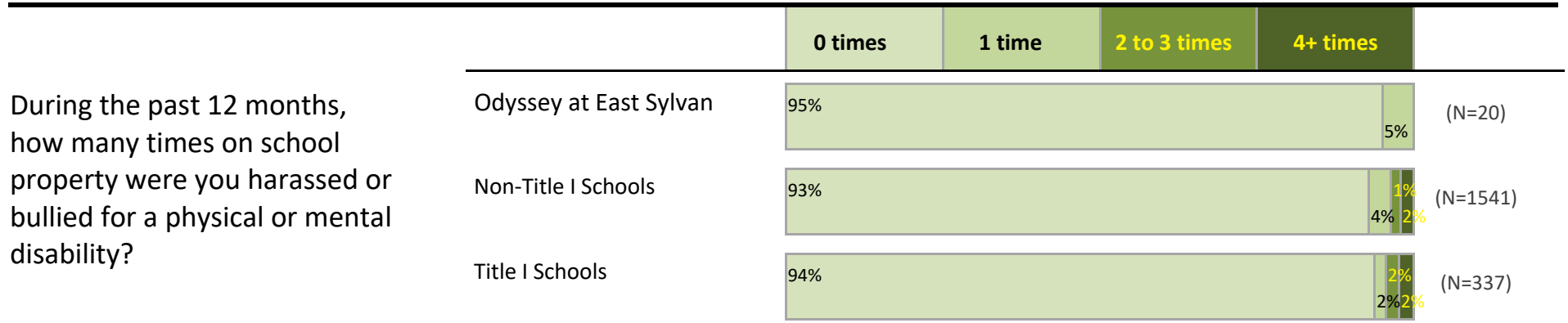
**Portland Public Schools Successful Schools Survey
Middle Grades Student Responses 2016-17**

Odyssey at East Sylvan



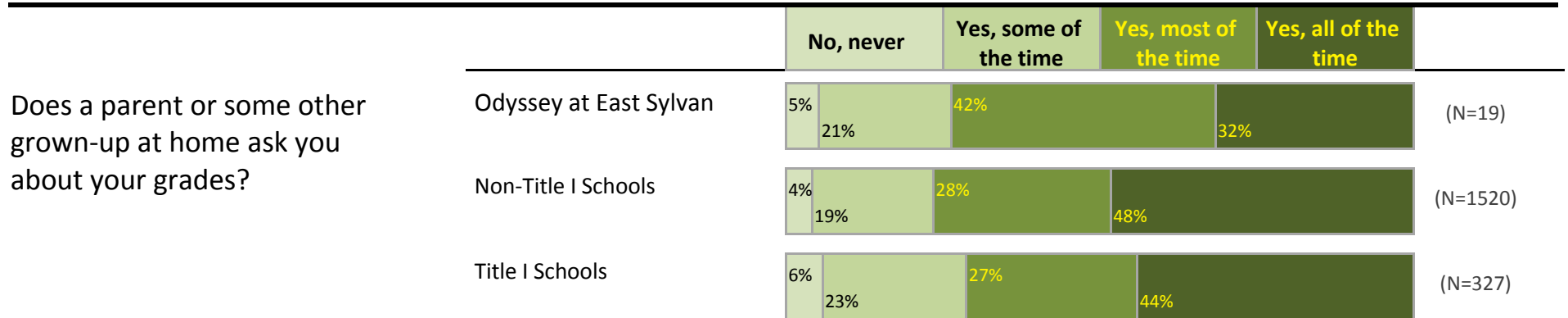
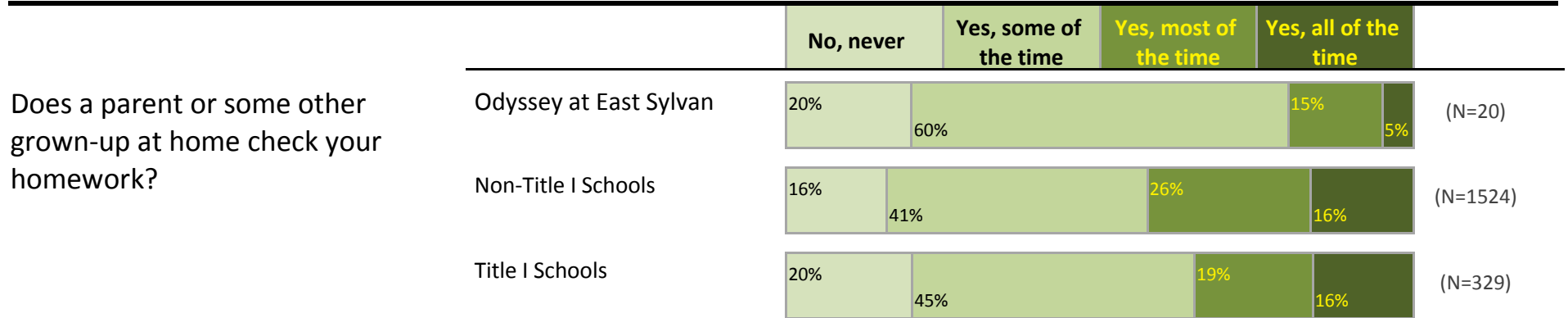
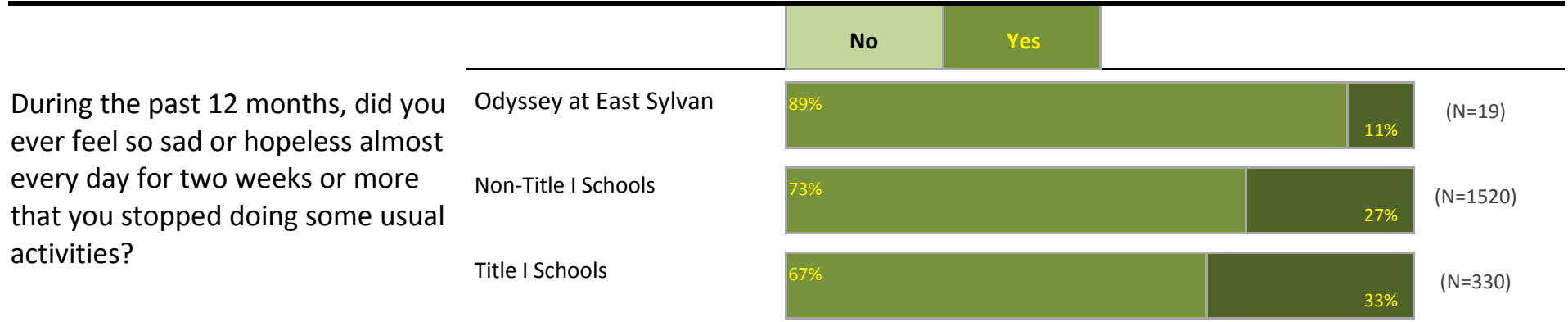
**Portland Public Schools Successful Schools Survey
Middle Grades Student Responses 2016-17**

Odyssey at East Sylvan



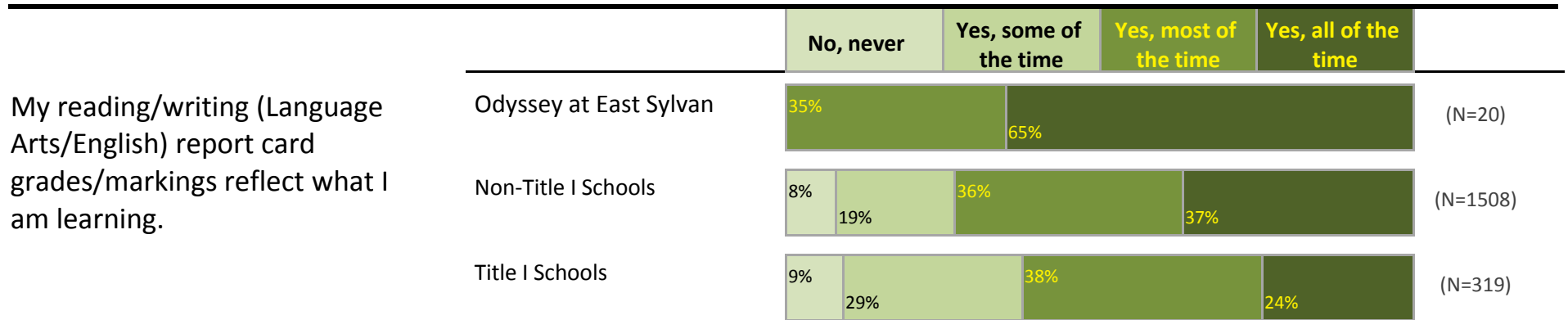
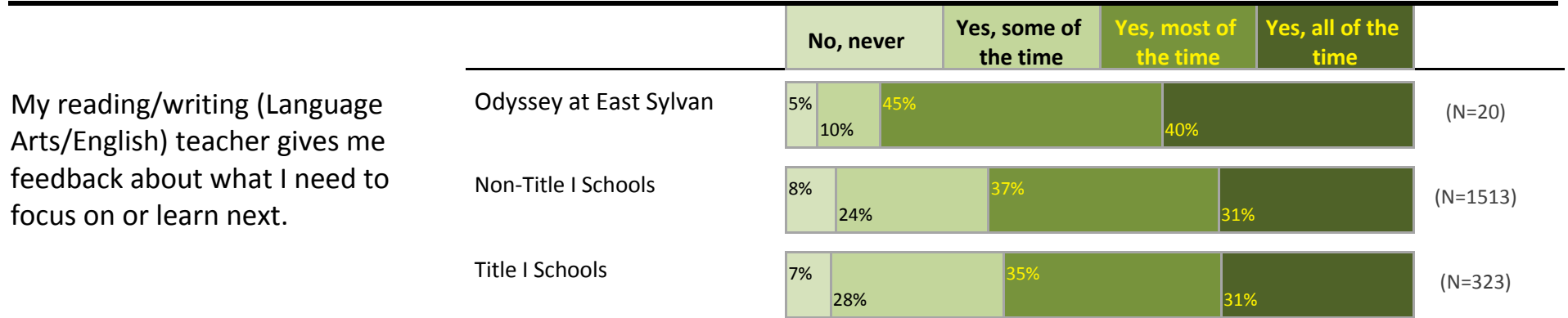
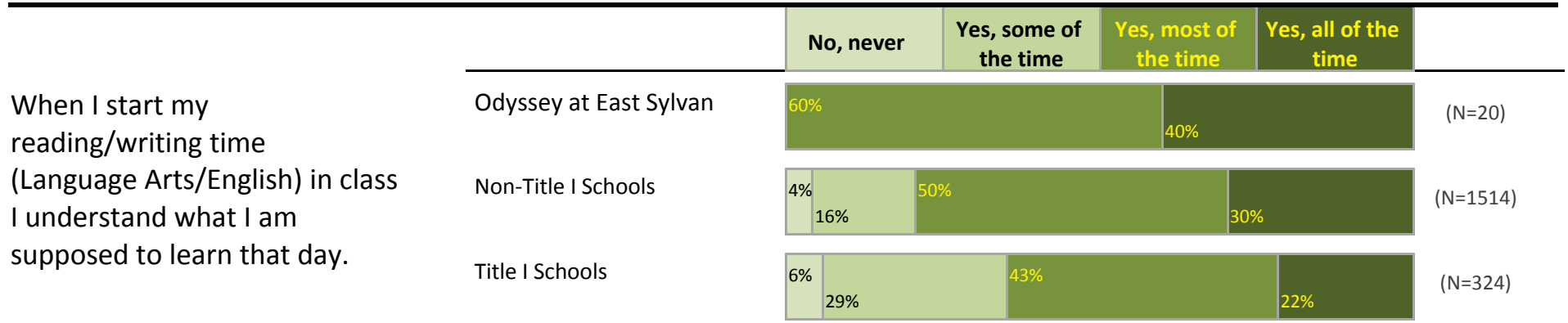
Portland Public Schools Successful Schools Survey Middle Grades Student Responses 2016-17

Odyssey at East Sylvan




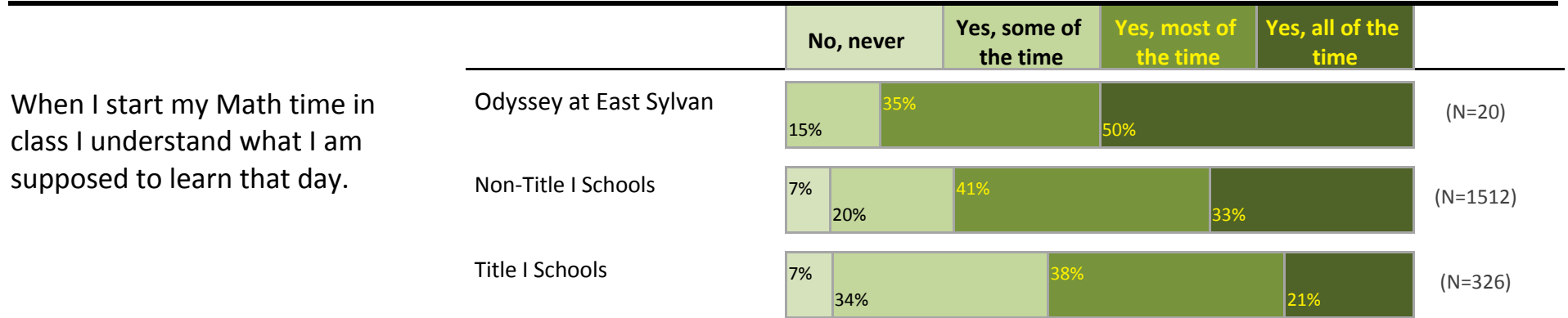
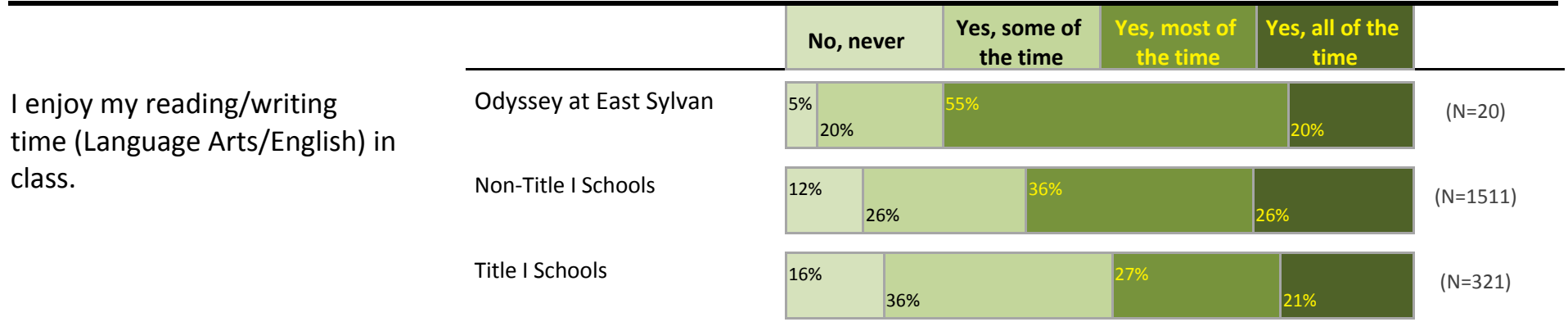
Portland Public Schools Successful Schools Survey Middle Grades Student Responses 2016-17

Odyssey at East Sylvan




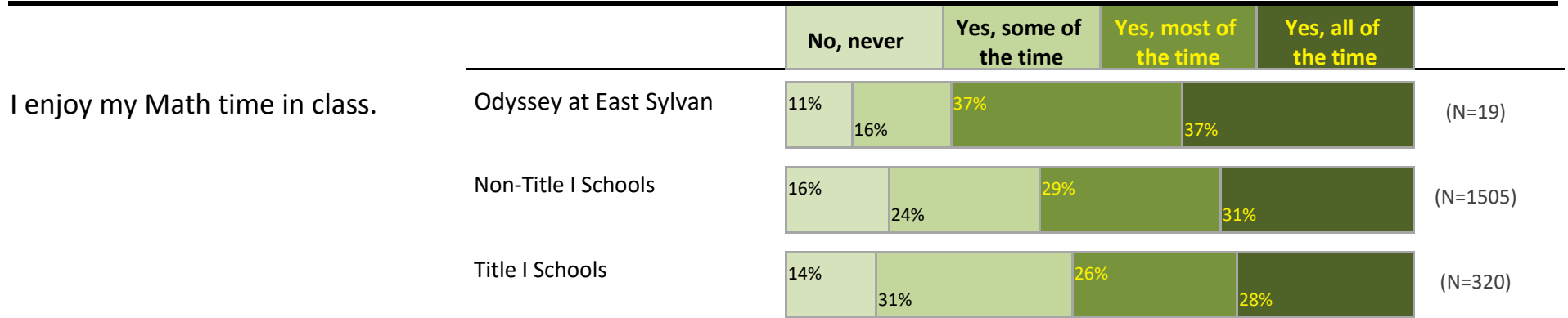
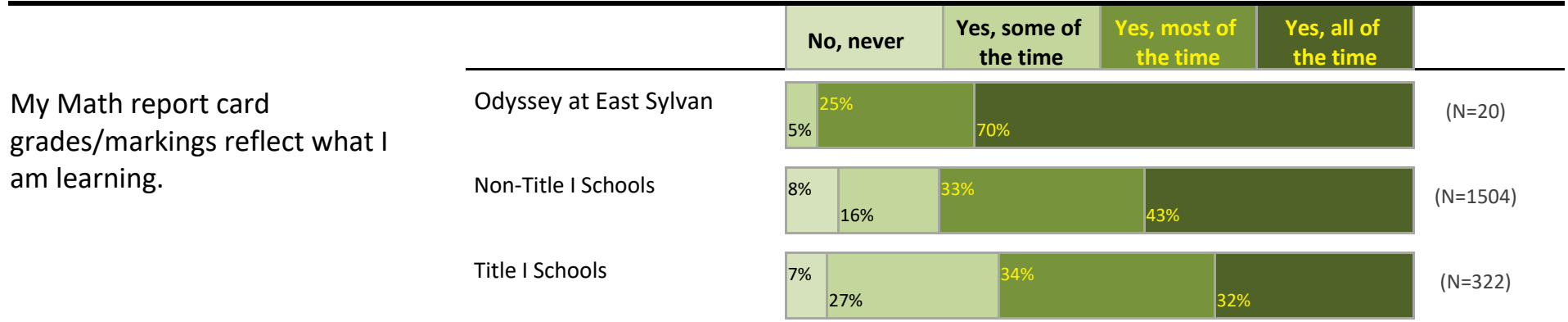
**Portland Public Schools Successful Schools Survey
Middle Grades Student Responses 2016-17**

Odyssey at East Sylvan



Portland Public Schools Successful Schools Survey Middle Grades Student Responses 2016-17

Odyssey at East Sylvan



Portland Public Schools Successful Schools Survey

Middle Grades Student Responses 2016-17


Odyssey at East Sylvan

If you are in an immersion program at this school please select your program (Mark all that apply):

Total Students: 20

(Because students could select more than one category, totals may exceed 100%.)


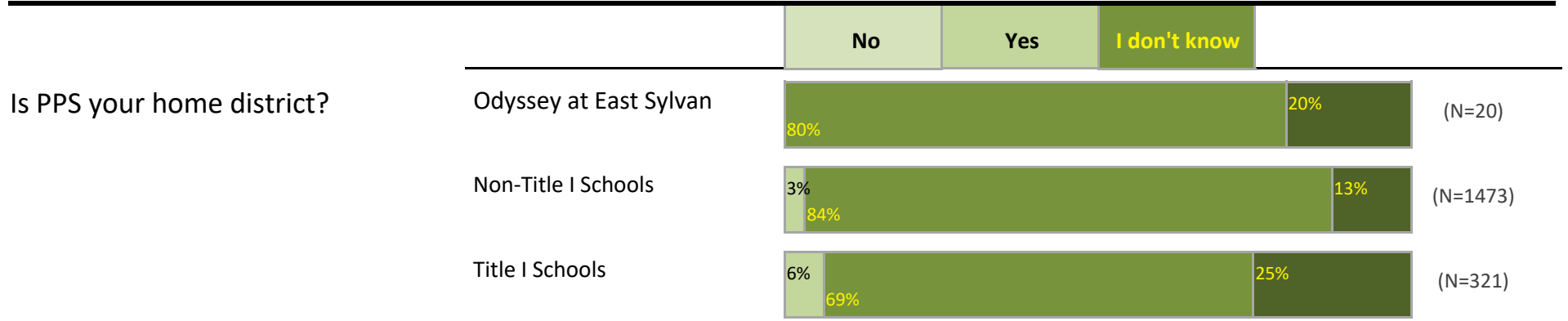
| | |
|----------------------------|----|
| Chinese Immersion | 0% |
| Japanese Immersion | 0% |
| Russian Immersion | 0% |
| Spanish Immersion | 0% |
| Vietnamese Immersion | 0% |
| Other | 0% |



Portland Public Schools Successful Schools Survey

Middle Grades Student Responses 2016-17

Odyssey at East Sylvan



Portland Public Schools Successful Schools Survey
Middle Grades Student Responses 2016-17

Odyssey at East Sylvan

Below is a list of terms that people often use to describe their gender. How do you describe your gender? (Mark all that apply):

Total Students: 20

(Because students could select more than one category, totals may exceed 100%.)

| | |
|--|-----|
| Male | 50% |
| Female | 40% |
| Transgender | 0% |
| Gender fluid/Non-binary | 0% |
| Another gender identity not listed | 0% |

Portland Public Schools Successful Schools Survey
Middle Grades Student Responses 2016-17

Odyssey at East Sylvan

Below is a list of terms that people often use to describe their sexuality or sexual orientation. How do you describe your sexuality or sexual orientation? (Mark all that apply)

Total Students: 20

(Because students could select more than one category, totals will exceed 100%.)

| | |
|-------------------------|-----|
| Heterosexual (straight) | 70% |
| Gay | 0% |
| Lesbian | 0% |
| Bisexual/Pansexual | 0% |
| Queer | 5% |
| Not sure or Questioning | 5% |
| Decline to respond | 15% |
| Other | 0% |
| Blank | 10% |

Portland Public Schools Successful Schools Survey

Middle Grades Student Responses 2016-17

Odyssey at East Sylvan

What races/ethnicities do you consider yourself?

Total Students: 20

(Because students could select more than one category, totals will exceed 100%.)

| | |
|--|-----|
| African American | 10% |
| African | 0% |
| Burundian | 0% |
| Eritrean | 0% |
| Ethiopian | 0% |
| Somali | 0% |
| Other African | 0% |
| Other Black | |
| Caribbean Islands | 0% |
| Other Black | 0% |
| American Indian/Alaska Native | 0% |
| Alaska Native | 0% |
| Burns Paiute Tribe | 0% |
| Confederated Tribes of the Coos, Lower Umpqua & Siuslaw Indians | 0% |
| Confederated Tribes of the Grand Ronde Community of Oregon | 0% |
| Confederated Tribes of Siletz Indians | 0% |
| Confederated Tribes of the Umatilla Indian Reservation Indians | 0% |
| Confederated Tribes of Warm Springs | 0% |
| Coquille Indian Tribe | 0% |

| | |
|---|-----|
| American Indian/Alaska Native (continued) | |
| Cow Creek Band of Umpqua Tribe of Indians | 0% |
| Klamath Tribes | 0% |
| Other American Indian Tribe/Nation | 0% |
| Native/Indigenous to Canada | 0% |
| Asian | 10% |
| Asian Indian | 0% |
| Burmese | 0% |
| Cambodian | 0% |
| Chinese | 0% |
| Filipino | 0% |
| Hmong | 0% |
| Japanese | 5% |
| Karen | 0% |
| Korean | 5% |
| Laotian | 0% |
| Mien | 0% |
| Nepali | 0% |
| Thai | 0% |
| Tibetan | 0% |
| Vietnamese | 0% |
| Other Asian | 0% |

**Portland Public Schools Successful Schools Survey
Middle Grades Student Responses 2016-17**

Odyssey at East Sylvan

What races/ethnicities do you consider yourself?

Total Students: 20

(Because students could select more than one category, totals will exceed 100%.)

| | |
|---|-----|
| Hispanic/Latino | 0% |
| Caribbean Islands | 0% |
| Central American Countries | 0% |
| Indigenous Mexican, Central American or South American | 0% |
| Mexican | 0% |
| South American Countries | 0% |
| Other Hispanic/Latino | 0% |
| Middle Eastern/North African | 0% |
| Pacific Islander | 0% |
| Chuukese | 0% |
| Guamanian or Chamorro | 0% |
| Micronesian | 0% |
| Native Hawaiian | 0% |
| Samoan | 0% |
| Tongan | 0% |
| Other Pacific Islander | 0% |
| White | 65% |
| Romanian | 0% |
| Russian | 0% |
| Ukrainian | 0% |
| European Countries | 60% |
| Other White | 5% |
| Blank | 10% |

Portland Public Schools Successful Schools Survey

Middle Grades Student Responses 2016-17

Number of Survey Responses by School

| | | | |
|-----------------------|-----|-------------------------|-----|
| ACCESS | 56 | Lent* | 55 |
| Arleta | 0 | Martin Luther King Jr* | 8 |
| Astor | 0 | Marysville* | 30 |
| Beaumont | 0 | Metro. Learning Center | 0 |
| Beverly Cleary | 0 | Mt Tabor | 140 |
| Boise-Eliot/Humboldt* | 0 | Ockley Green | 120 |
| Bridger* | 0 | Odyssey at East Sylvan | 20 |
| César Chávez* | 3 | Open School | 33 |
| Creative Science | 53 | Portland Village School | 0 |
| Creston* | 27 | Robert Gray | 150 |
| da Vinci Arts | 131 | Roseway Heights | 0 |
| Faubion* | 31 | Sabin | 0 |
| George* | 96 | Sellwood | 92 |
| Harrison Park* | 28 | Skyline | 0 |
| Hayhurst | 0 | Sunnyside Environmental | 58 |
| Hosford | 178 | Trillium | 0 |
| Irvington | 1 | Vernon | 0 |
| Jackson | 180 | Vestal* | 0 |
| Lane* | 0 | West Sylvan | 243 |
| Laurelhurst | 64 | Winterhaven | 62 |
| Lee* | 55 | | |

Reports were not produced for schools with fewer than 6 responses.

**Title I school in survey year.*