





# Draft Proposals F-1, F-2, and F-3

---

## What's new/different?

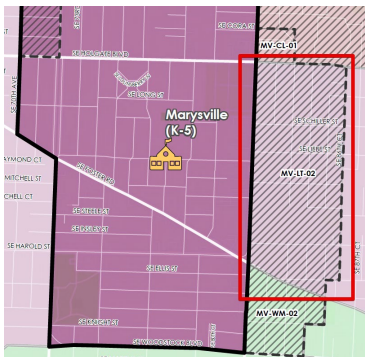
- We received specific feedback from Southeast Guiding Coalition members on K-5 boundary changes
  - Marysville-to-Lent area (MV-LT-02 in E1 – between 82<sup>nd</sup>/Holgate/Foster/86<sup>th</sup>) is back at Marysville
  - Atkinson-to-Creston area (AT-CR-01 in E1 – between 52<sup>nd</sup>/Powell/Woodward/56<sup>th</sup>) is back at Atkinson
  - Lewis-to-Woodstock area (LW-WS-01 in E1 – between 41<sup>st</sup>/Woodstock/Henry/52<sup>nd</sup>) is back at Lewis, south of Carlton
  - Lewis-to-Whitman area (LW-WT-02 in E1 – between 52<sup>nd</sup>/Flavel/District Boundary/57<sup>th</sup>) expanded north from Flavel to Duke (reflects the LW-WT-01 area seen in earlier draft proposals)
- These changes created cascading enrollment imbalances that are being addressed with new K-5 boundary changes to ensure robust enrollment at elementary schools



# Draft Proposals F-1, F-2, and F-3

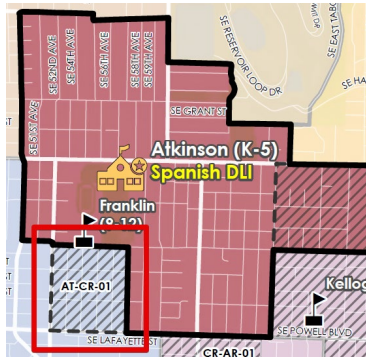
## What's new/different?

SEGC-requested changes from Draft Proposal E-1



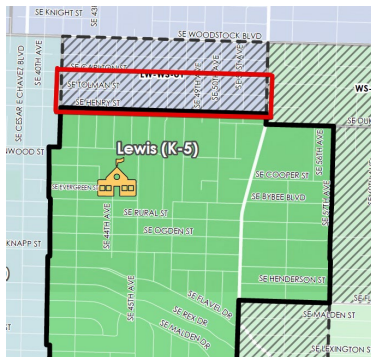
(MV-LT-02)

Area back at Marysville



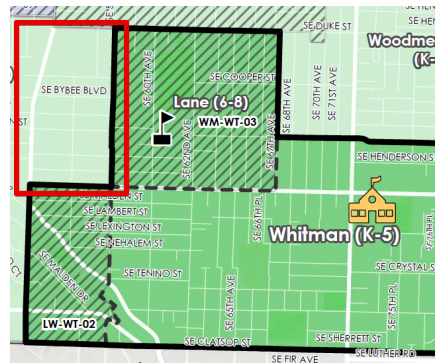
(AT-CR-01)

Area back at Atkinson



(LW-WS-01)

Part of area back at Lewis



Area proposed to Whitman



# Draft Proposals F-1, F-2, and F-3

---

## Contrasting Draft Proposal F Series

- The only differences between F-1, F-2, and F-3 are middle school boundaries
- **Draft Proposal F-1:** Splits Lewis neighborhood between Lane and Sellwood at 45<sup>th</sup> Ave. Would put Lane enrollment at ~520 and Sellwood enrollment at ~470.
- **Draft Proposal F-2:** Splits Arleta neighborhood between Lane and Kellogg boundary at Foster Road. Would shift ~110 students from Kellogg into Lane, putting Lane's enrollment at ~570 and Kellogg's enrollment at ~580. This allows us to keep Lewis in the Sellwood feeder pattern and puts Sellwood enrollment at ~530.
- **Draft Proposal F-3:** Feed Woodstock neighborhood to Lane instead of Hosford and keep Lewis as a feeder to Sellwood. Would put Lane enrollment at ~600, Sellwood enrollment at ~530, and Hosford enrollment at ~480.

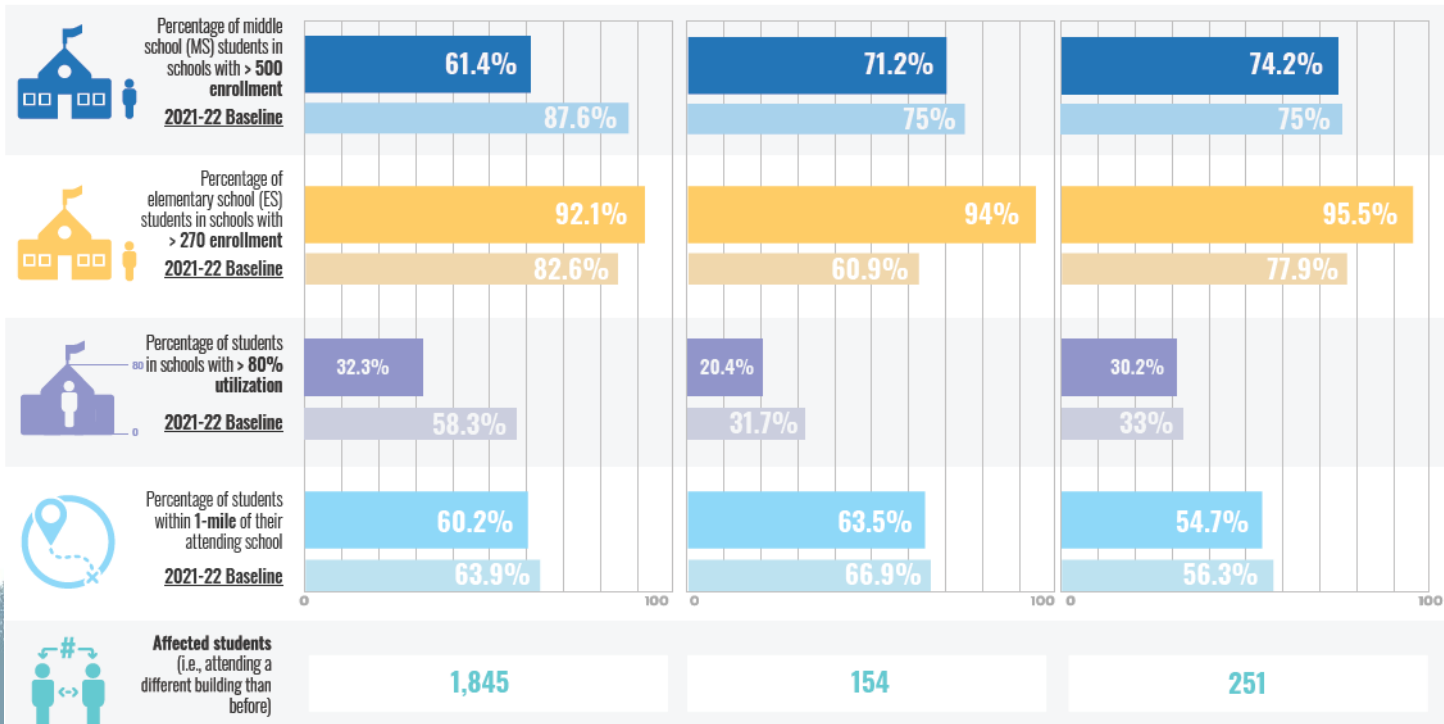


# Draft Proposal F-1 Racial Equity Impact

All Students

Black and Native Students

ELL Students



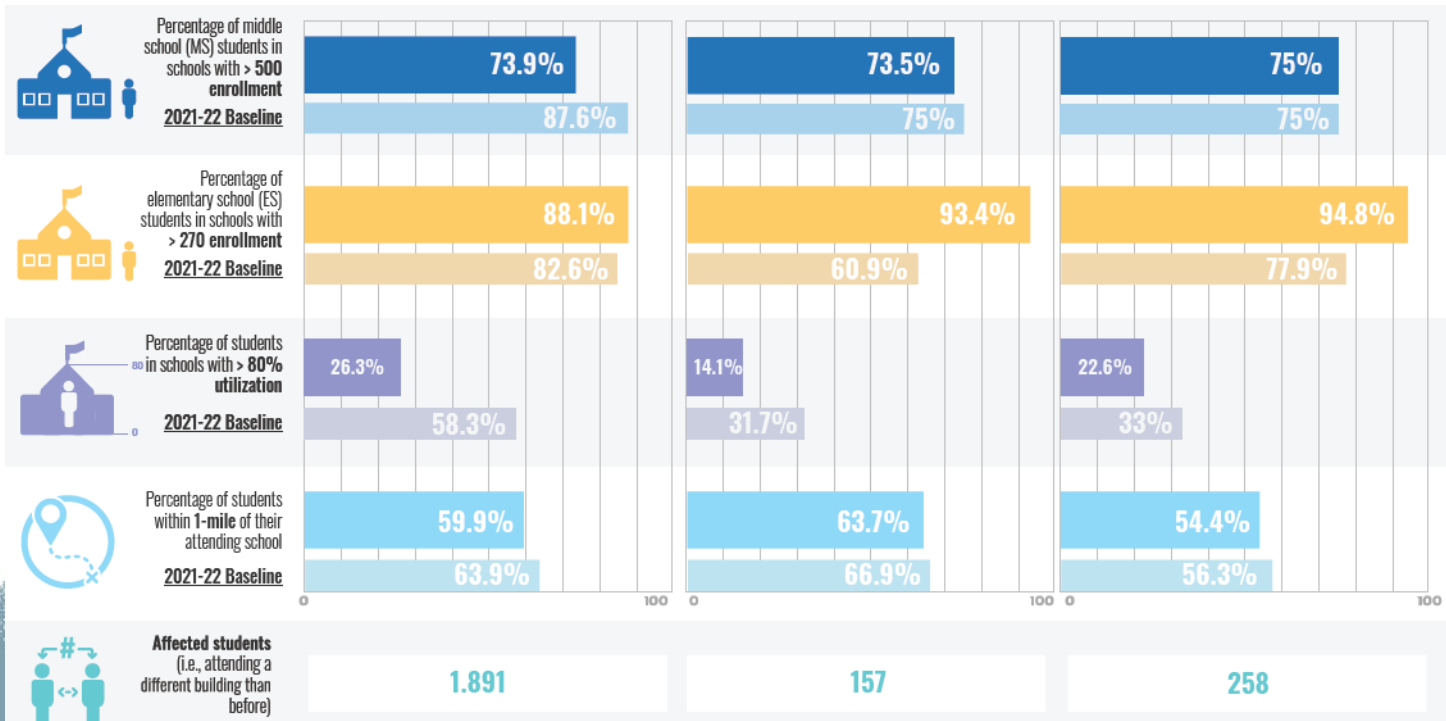


# Draft Proposal F-2 Racial Equity Impact

All Students

Black and Native Students

ELL Students





# Draft Proposal F-3 Racial Equity Impact

All Students

Black and Native Students

ELL Students

